

ISSN 2518-1726 (Online),  
ISSN 1991-346X (Print)

ҚАЗАҚСТАН РЕСПУБЛИКАСЫ  
ҰЛТТЫҚ ҒЫЛЫМ АКАДЕМИЯСЫНЫҢ  
әл-Фараби атындағы Қазақ ұлттық университетінің

# Х А Б А Р Л А Р Ы

---

---

## ИЗВЕСТИЯ

НАЦИОНАЛЬНОЙ АКАДЕМИИ НАУК  
РЕСПУБЛИКИ КАЗАХСТАН  
Қазақстан Республикасының  
Ғылым Академиясының  
им. аль-Фараби

## NEWS

OF THE NATIONAL ACADEMY OF SCIENCES  
OF THE REPUBLIC OF KAZAKHSTAN  
Al-Farabi  
Kazakh National University

### SERIES PHYSICO-MATHEMATICAL

## 2 (336)

MARCH – APRIL 2021

PUBLISHED SINCE JANUARY 1963

PUBLISHED 6 TIMES A YEAR

ALMATY, NAS RK

---

*NAS RK is pleased to announce that News of NAS RK. Series physico-mathematical journal has been accepted for indexing in the Emerging Sources Citation Index, a new edition of Web of Science. Content in this index is under consideration by Clarivate Analytics to be accepted in the Science Citation Index Expanded, the Social Sciences Citation Index, and the Arts & Humanities Citation Index. The quality and depth of content Web of Science offers to researchers, authors, publishers, and institutions sets it apart from other research databases. The inclusion of News of NAS RK. Series of chemistry and technologies in the Emerging Sources Citation Index demonstrates our dedication to providing the most relevant and influential content of chemical sciences to our community.*

*Қазақстан Республикасы Ұлттық ғылым академиясы "ҚР ҰҒА Хабарлары. Физикалық-математикалық сериясы" ғылыми журналының Web of Science-тің жаңаланған нұсқасы Emerging Sources Citation Index-те индекстелуге қабылданғанын хабарлайды. Бұл индекстелу барысында Clarivate Analytics компаниясы журналды одан әрі the Science Citation Index Expanded, the Social Sciences Citation Index және the Arts & Humanities Citation Index-ке қабылдау мәселесін қарастыруда. Web of Science зерттеушілер, авторлар, баспашылар мен мекемелерге контент тереңдігі мен сапасын ұсынады. ҚР ҰҒА Хабарлары. Химия және технология сериясы Emerging Sources Citation Index-ке енуі біздің қоғамдастық үшін ең өзекті және беделді химиялық ғылымдар бойынша контентке адалдығымызды білдіреді.*

*НАН РК сообщает, что научный журнал «Известия НАН РК. Серия физико-математическая» был принят для индексирования в Emerging Sources Citation Index, обновленной версии Web of Science. Содержание в этом индексировании находится в стадии рассмотрения компанией Clarivate Analytics для дальнейшего принятия журнала в the Science Citation Index Expanded, the Social Sciences Citation Index и the Arts & Humanities Citation Index. Web of Science предлагает качество и глубину контента для исследователей, авторов, издателей и учреждений. Включение Известия НАН РК в Emerging Sources Citation Index демонстрирует нашу приверженность к наиболее актуальному и влиятельному контенту по химическим наукам для нашего сообщества.*

Б а с р е д а к т о р  
ф.-м.ғ.д., проф., ҚР ҰҒА академигі  
**Ғ.М. Мұтанов**

Р е д а к ц и я а л қ а с ы:

**Асанова А.Т.** проф. (Қазақстан)  
**Бошкаев К.А.** PhD докторы (Қазақстан)  
**Байгунчеков Ж.Ж.** проф., академик (Қазақстан)  
**Quevedo Hernando** проф. (Мексика)  
**Жүсіпов М.А.** проф. (Қазақстан)  
**Ковалев А.М.** проф., академик (Украина)  
**Калимолдаев М.Н.** проф., академик (Қазақстан)  
**Михалевич А.А.** проф., академик (Белорусь)  
**Мырзакулов Р.** проф., академик (Қазақстан)  
**Рамазанов Т.С.** проф., академик (Қазақстан)  
**Такибаев Н.Ж.** проф., академик (Қазақстан), бас ред. орынбасары  
**Тигиняну И.** проф., академик (Молдова)  
**Уалиев З.Г.** проф., чл.-корр. (Қазақстан)  
**Харин С.Н.** проф., академик (Қазақстан)

**«ҚР ҰҒА Хабарлары. Физика-математикалық сериясы».**

ISSN 2518-1726 (Online), ISSN 1991-346X (Print)

Меншіктенуші: «Қазақстан Республикасының Ұлттық ғылым академиясы» РҚБ (Алматы қ.).

Қазақстан Республикасының Ақпарат және коммуникациялар министрлігінің Ақпарат комитетінде  
14.02.2018 ж. берілген № 16906-Ж мерзімдік басылым тіркеуіне қойылу туралы куәлік.

**Тақырыптық бағыты:** *физика-математика ғылымдары және ақпараттық  
технологиялар саласындағы басым ғылыми зерттеулерді  
жариялау.*

Мерзімділігі: жылына 6 рет.

Тиражы: 300 дана.

Редакцияның мекен-жайы: 050010, Алматы қ., Шевченко көш., 28; 219 бөл.;  
тел.: 272-13-19; 272-13-18

<http://physics-mathematics.kz/index.php/en/archive>

---

© Қазақстан Республикасының Ұлттық ғылым академиясы, 2021

Типографияның мекен-жайы: «Аруна» ЖК, Алматы қ., Мұратбаева көш., 75.

Главный редактор  
д.ф.-м.н., проф. академик НАН РК  
**Г.М. Мутанов**

Редакционная коллегия:

**Асанова А.Т.** проф. (Казахстан)  
**Бошкаев К.А.** доктор PhD (Казахстан)  
**Байгунчечков Ж.Ж.** проф., академик (Казахстан)  
**Quevedo Hernando** проф. (Мексика)  
**Жусупов М.А.** проф. (Казахстан)  
**Ковалев А.М.** проф., академик (Украина)  
**Калимолдаев М.Н.** проф., академик (Казахстан)  
**Михалевич А.А.** проф., академик (Беларусь)  
**Мырзакулов Р.** проф., академик (Казахстан)  
**Рамазанов Т.С.** проф., академик (Казахстан)  
**Такибаев Н.Ж.** проф., академик (Казахстан), зам. гл. ред.  
**Тигиняну И.** проф., академик (Молдова)  
**Уалиев З.Г.** проф., чл.-корр. (Казахстан)  
**Харин С.Н.** проф., академик (Казахстан)

**«Известия НАН РК. Серия физика-математическая».**

ISSN 2518-1726 (Online), ISSN 1991-346X (Print)

Собственник: РОО «Национальная академия наук Республики Казахстан» (г. Алматы).

Свидетельство о постановке на учет периодического печатного издания в Комитете информации Министерства информации и коммуникаций Республики Казахстан № 16906-Ж, выданное 14.02.2018 г.

**Тематическая направленность:** *публикация приоритетных научных исследований в области физико-математических наук и информационных технологий.*

Периодичность: 6 раз в год.

Тираж: 300 экземпляров.

Адрес редакции: 050010, г. Алматы, ул. Шевченко, 28; ком. 219; тел.: 272-13-19; 272-13-18

<http://physics-mathematics.kz/index.php/en/archive>

---

© Национальная академия наук Республики Казахстан, 2021

Адрес типографии: ИП «Аруна», г. Алматы, ул. Муратбаева, 75.

Editor in chief

doctor of physics and mathematics, professor, academician of NAS RK

**G.M. Mutanov**

Editorial board:

**Asanova A.T.** prof. (Kazakhstan)

**Boshkayev K.A.** PhD (Kazakhstan)

**Baigunchekov Zh.Zh.** prof., akademik (Kazakhstan)

**Quevedo Hemando** prof. (Mexico)

**Zhusupov M.A.** prof. (Kazakhstan)

**Kovalev A.M.** prof., academician (Ukraine)

**Kalimoldaev M.N.** prof., akademik (Kazakhstan)

**Mikhalevich A.A.** prof., academician (Belarus)

**Myrzakulov R.** prof., akademik (Kazakhstan)

**Ramazanov T.S.** prof., akademik (Kazakhstan)

**Takibayev N.Zh.** prof., academician (Kazakhstan), deputy editor in chief.

**Tiginyanu I.** prof., academician (Moldova)

**Ualiev Z.G.** prof., chl.-korr. (Kazakhstan)

**Kharin S.N.** prof., academician (Kazakhstan)

**News of the National Academy of Sciences of the Republic of Kazakhstan. Physical-mathematical series.**

ISSN 2518-1726 (Online), ISSN 1991-346X (Print)

Owner: RPA "National Academy of Sciences of the Republic of Kazakhstan" (Almaty).

The certificate of registration of a periodical printed publication in the Committee of information of the Ministry of Information and Communications of the Republic of Kazakhstan No. 16906-Ж, issued on 14.02.2018.

**Thematic scope: *publication of priority research in the field of physical and mathematical sciences and information technology.***

Periodicity: 6 times a year.

Circulation: 300 copies.

Editorial address: 28, Shevchenko str., of. 219, Almaty, 050010, tel. 272-13-19; 272-13-18

<http://physics-mathematics.kz/index.php/en/archive>

---

© National Academy of Sciences of the Republic of Kazakhstan, 2021

Address of printing house: ST "Aruna", 75, Muratbayev str., Almaty.

**NEWS**

OF THE NATIONAL ACADEMY OF SCIENCES OF THE REPUBLIC OF KAZAKHSTAN  
**PHYSICO-MATHEMATICAL SERIES**

ISSN 1991-346X

Volume 2, Number 336 (2021), 157 – 164

<https://doi.org/10.32014/2021.2518-1726.36>

UDC 004.72

IRSTI 20.53.23

**M. K. Nurgaliyev, A. K. Saymbetov,  
B. N. Zholamanov, A. T. Yeralkhanova, G. B. Zhuman**

Al-Farabi Kazakh National university, Almaty, Kazakhstan.  
E-mail: gulzhan.zhuman@gmail.com

## **PREDICTING THE LIFETIME OF LORA BASED WIRELESS SENSOR NETWORKS USING A PROBABILISTIC MODEL OF MARKOV CHAINS**

**Abstract.** Real-time monitoring systems and sensors are not complete without wireless data transmission modules. Improving energy efficiency requires examining various system parameters that affect the power consumption of transmitting and receiving devices. The most important parameter of any autonomous wireless network is its uptime. In this work, we used LoRa wireless modules on the SX1278 chip manufactured by Semtech to determine their power consumption in various operating modes. The obtained data were used to build a consumption model of the device when connected to a receiver. Three operating modes are considered: transmit mode, receive mode and sleep mode. In an ideal communication channel, all transmitted data reaches the receiver with 100% probability. In a real situation, data reaches the receiver with a certain probability, depending on the communication channel, transmission power, distance to the addressee, and network parameters. In this work, the occurrence of an error is random. In this case, the occurrence of an error during reception entails a lack of confirmation of receipt or a request for re-sending data. Sending data again increases the power consumption of the device and, consequently, decreases the operating time of the wireless device. This paper shows the dependences of the operating time on various initial monitored parameters of the device, such as: confirmation timeout, packet length, time of one transmission cycle and the maximum number of retransmissions in one cycle. The developed model for predicting the consumption of the device can be used in the design of autonomous wireless sensor monitoring networks.

**Key words:** Wireless sensor networks, LoRa technology, energy efficiency, Markov chains, error probability in the communication channel.

**Introduction.** Wireless sensor networks (WSN) are at the heart of the ever-evolving Internet of Things (IoT) and provide a wide range of applications such as infrastructure security, environmental monitoring, event detection, etc. [1] Such applications are designed to collect information about a given phenomenon or event. These sensor nodes are typically deployed in hard and inaccessible environments. For these reasons, the sensor nodes must operate for a long period of time without human intervention [1,2].

Power consumption modeling is an important part when designing switching sensors to monitor a specific target application. Transmitting sensors must perform the following tasks for most applications [1,3]: event recognition, local processing of sensor event information, and packet transmission to the access point [3,4]. Each task consumes a certain amount of energy for a given time. Therefore, to estimate the service life of the sensor, an accurate model of the energy consumption of the sensor node is necessary [5].

Several standards have been proposed for communication in the ISM frequency bands and with low data rates, the most well-known of which are LoRa, SigFox, and Dash7 [6-9]. As Dash7 is being promoted as a medium-range technology [8], the scope for long-range networks has shifted towards LoRa and SigFox. The adjustable data rate of the LoRa standard, combined with a slightly higher level of global coverage [6,7], makes this technology very promising both for applications in the WSN and for other long-distance connections with low data rates.

To encode information, this technology uses broadband frequency-modulated pulses to achieve an expansion gain, which leads to successful packet reception at extremely low signal-to-noise ratio (SNR) levels. Due to its unique modulation, LoRa is a very versatile technology that can be adapted to different types of environments and application classes [10].

In addition, the expected performance of lora has been discussed in a decent number of other publications [9,11-14], all of them highly appreciating the potential of LoRa modulation, but some also warn of a decrease in performance as the number of end devices increases.

However, when building any sensor network, in addition to its performance, the duration of its operation plays a crucial role. To date, there are many works that describe in detail the consumption of network operation [15-17]. The articles [18-19] show the application of the method of forecasting network consumption with the probabilistic nature of sending data. This method can also be used to predict the consumption of the transmitting device with the probabilistic nature of the communication channel.

The purpose of this article is to develop a transmission device consumption model based on LoRa technology, taking into account the probabilistic nature of the communication channel. As well as the dependence of time of operation of the Autonomous transmission device from the different initial parameters such as packet length, time of acknowledgment and the maximum number of items in one cycle.

**Method.** Consider the operation of a transmitting device in a network consisting of one transmitter and one receiver, as shown in figure 1.

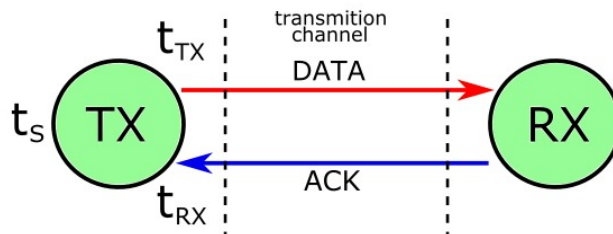


Figure 1 – Point-to-point network architecture

In general, the consumption of the transmitting device can be expressed as follows:

$$E_{Total} = E_{Sleep} + E_{Active} \tag{1}$$

$$E_{Active} = E_{Tr} + E_R \tag{2}$$

$E_{Total}$  – total energy,  $E_{Sleep}$  – energy consumption in sleep mode,  $E_{Active}$  – consumption in active mode,  $E_{Tr}$  – consumption in data transfer mode,  $E_R$  – consumption in receive mode.

Let the time be reserved for this transmitter (time slot)  $T_{Res}$ , and  $T_0 = 24 \text{ hours} = 86400 \text{ s}$  – the duration of one day. During the day, the transmitter manages to send  $M$  successful messages. However, there are always more attempts to send messages by the transmitter in real conditions. Let  $m$  be the number of attempts to send messages in one time slot, and  $N$  be the maximum number of possible messages sent in one time slot. Then  $p$  is the probability of sending data incorrectly,  $p = \frac{m}{n}$ . Figure 2 shows the detailed time distribution of the transmitter. The transmitter must wait for confirmation of receiving data from the receiver during the  $t_{RX}$  time, and only after that, the transmitter enters the sleep state until the next transmission cycle begins.

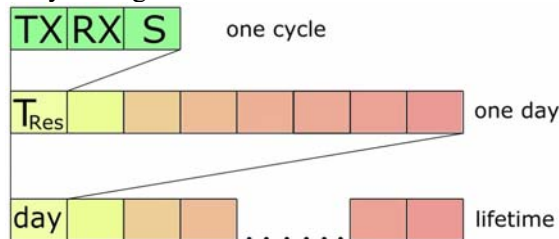


Figure 2 - Timeslots

The transmitter can be in three states during a single time slot: transmit mode, receive mode, and sleep mode. The operating time in the corresponding modes  $t_{TX}$ ,  $t_{RX}$ ,  $t_S$ . The probability of an error in the communication channel depends on many factors and is, generally speaking, random. Therefore, in order to analyze such processes, it is advisable to use Markov processes. Figure 3 shows the state diagram of the transmitting device. Each state corresponds to a specific consumption. The most important is the transition of the device from the RX receive state to the TX transmit state, since it is caused by a receive error in the communication channel. The probability of this transition, as we have already determined, is  $p$ . Let's construct the transition matrix (table 1) of the transmitter. By the properties of the transition matrix, the sum of the probability in the row should not be greater than 1. Using this property, we fill in the matrix cells.

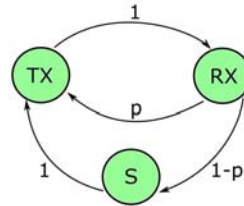


Figure 3 - State diagram of the transmitting device

Table 1 - The transition matrix of the transmitter

	TX	RX	S
TX	0	1	0
RX	p	0	1-p
S	1	0	0

The consumption of the transmitting device, depending on the error probability in the communication channel, can be determined by the following formula (1) [Wireless].

$$E_i = E_{i-1} - \left( P_{TX}t_{TX}[p^{(i)}(TX|RX)]N + P_{RX}t_{RX}[p^{(i)}(RX|TX)]N + P_S \left( T_{res} - [p^{(i)}(TX|RX)]N(t_{TX} + t_{RX}) \right) \right) \tag{1}$$

$E_i$  – remained energy in battery after  $i$  cycle,  $E_{i-1}$  – remained energy in the battery after  $(i-1)$  cycle,  $P_{TX}$  – power consumption of the device in transmission mode,  $P_{RX}$  – power consumption of the device in receive mode,  $P_S$  – power consumption of the device in sleep mode,  $t_{TX}$  – transmission time,  $t_{RX}$  – receiving time,  $N$  – maximum number of transmission per one cycle,  $p$  – transmission probability of the device, taken from Markov’s transition matrix,  $T_{res}$  – time of one cycle.

To build a model of the consumption of the transmitting device under the specified conditions, we will use the LoRa-Ra01 wireless module on the Semtech SX1278 chip. These receiving and transmitting modules are characterized by a low level of consumption with a relatively large coverage area due to their unique modulation. Figure 4 shows the LoRa-01 transceiver circuit. The device is powered by two Li-ion batteries of the standard 18650 with a voltage of 3.7 V, an ATmega328 controller, and a step-down converter for voltage matching AMS1117.

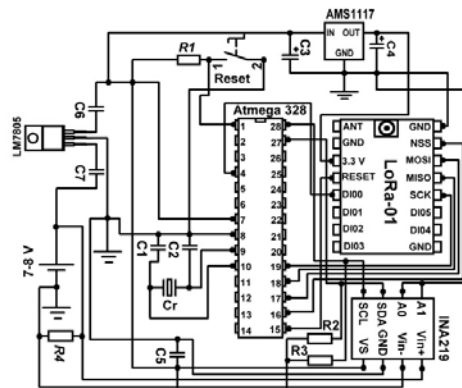


Figure 4 - Scheme of the transmitting device



Table 2 shows the consumption of the receiving and transmitting device in different operating modes.

Table 2 - Transmission device consumption in various operating modes

Operating modes of the device	Transmitter	Router
Data transmission	1085 mW/134 mA	
Data reception	250 mW/30.25 mA	
Sleep Mode	12.73 mW/13.7 mA	

Using the consumption data of the transmitting device, we will simulate the operating time of the transmitting device.

**Results and discussion.** Consider the operating time of the transmitting device at various initial parameters. The parameters under study will be: the initial probability of error-free data sending  $p$ , the maximum number of retransmissions in the absence of confirmation from the receiver  $N$ , the length of one data packet  $L$ , the duration of one  $T_{res}$  transmission cycle, and the waiting time for  $t_{RX}$  confirmation. Figure 5 shows the results of simulating the operation of the transmitting device for 10 different values of  $N$  with fixed values of other parameters. The abscissa axis shows the initial probability of erroneous data reception, and the ordinate axis shows the time of operation of the transmitter in months. The operating time of the device varies from 45 to 20 months with a minimum and maximum number of re-shipments, respectively. With an increase in the number of retransmissions and the probability of erroneous reception, the operating time of the transmitter also decreases, since retransmission of data is necessary. However, this change is hardly noticeable within a single curve.

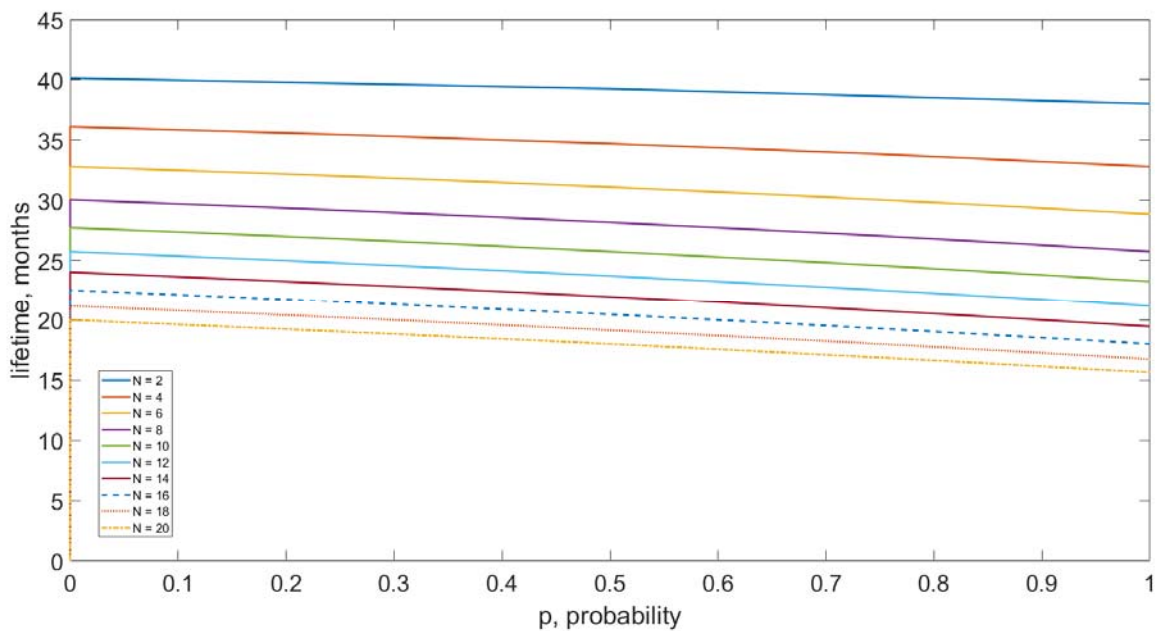


Figure 5 - Dependence of the operating time of the transmitting device on the initial probability of erroneous sending of data at different maximum numbers of retransmissions ( $t_{RX} = 2$  s,  $L = 20$  bytes,  $T_{res} = 1$  hour)

Figure 6 shows graphs of the dependence of the transmitter operation time on the initial probability of an error when receiving at different packet lengths. Compared to the previous curves, the dependence of the running time on the length of the packets is more noticeable. As the packet length increases, the power consumption increases, and therefore the system operation time decreases from 30 months with 20 bytes of data to less than 20 months with 100 bytes of data being sent.

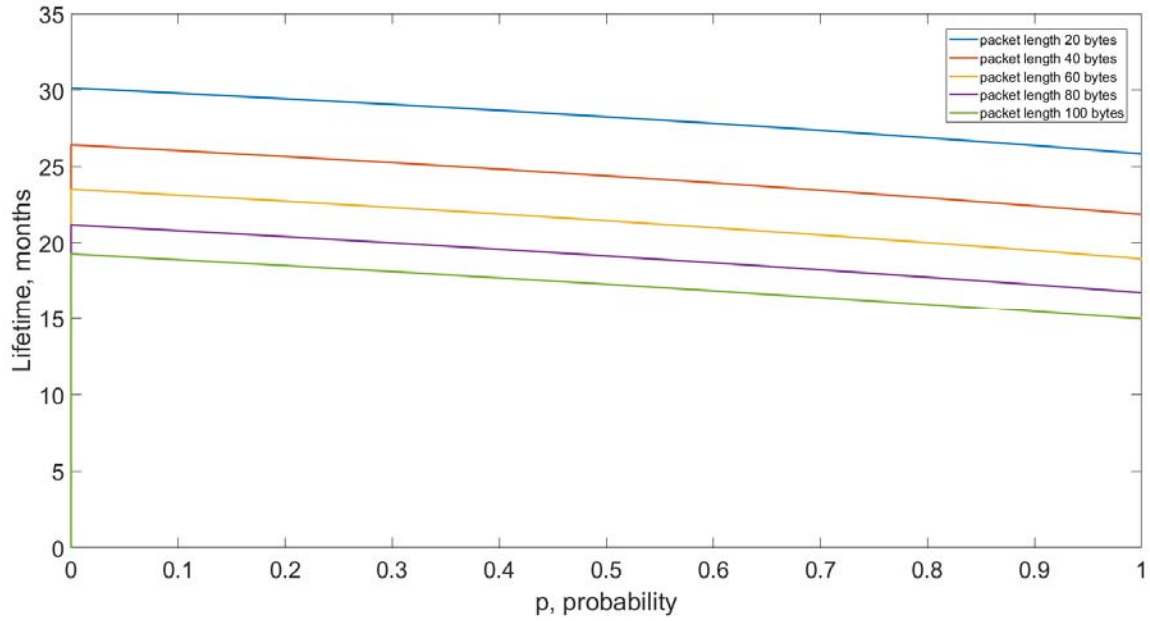


Figure 6 - Dependence of the operating time of the transmitting device on the initial probability of erroneous sending of data at different packet lengths ( $t_{rx} = 1$  s,  $N = 10$ ,  $T_{res} = 1$  hour)

Figure 7 shows a graph of the dependence of the transmitter's operating time on the initial probability of an error in the communication channel with different confirmation waiting times.

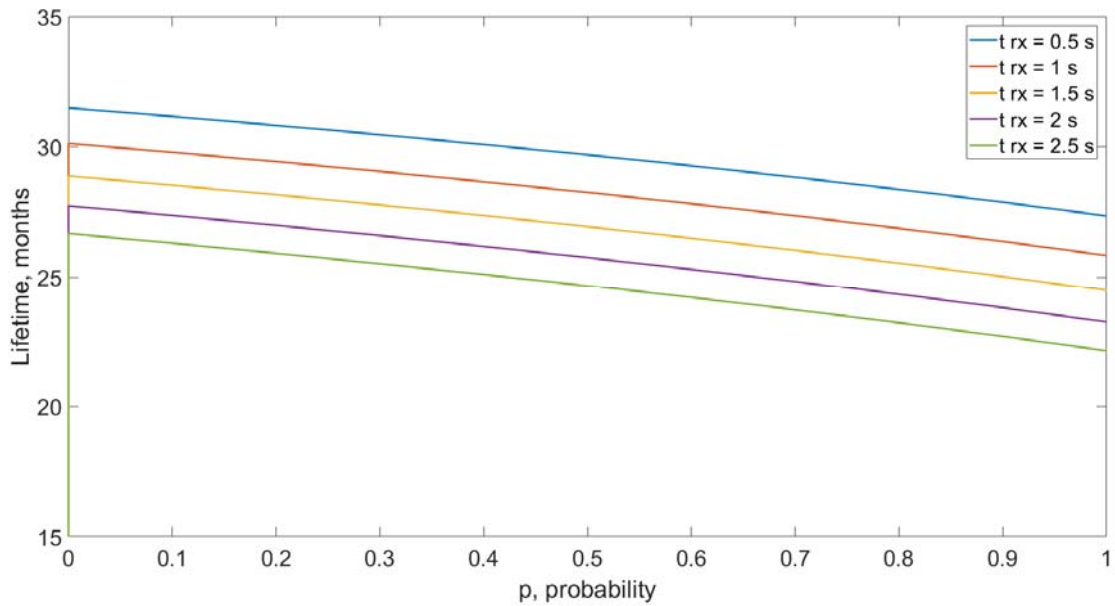


Figure 7 - Dependence of the transmission device operation time on the initial probability of erroneous data transmission with different confirmation waiting times ( $L = 20$  bytes,  $N = 10$ ,  $T_{res} = 1$  hour)

As can be seen from the graphs, the operating time of the transmitters is highly dependent on the waiting time for confirmation. With the minimum waiting time, the working time reaches more than 30 months, and with the maximum waiting time-more than 25 months.

Figure 8 shows graphs of the dependence of the transmitter operation time on the initial error probability for different values of the time of one cycle.

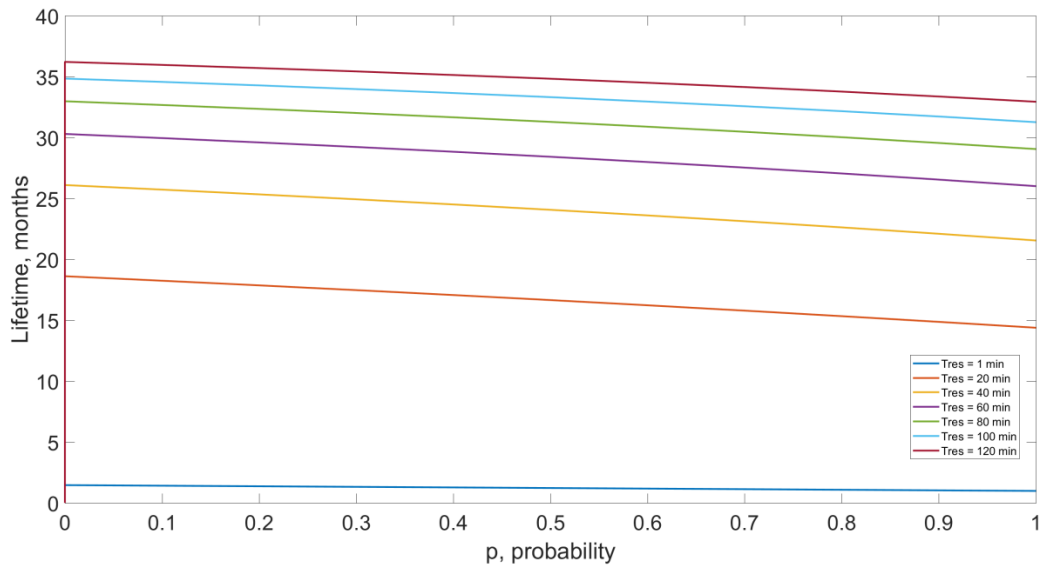


Figure 8 - Dependence of the operating time of the transmitting device on the initial probability of erroneous data sending at different durations of one cycle ( $L = 20$  bytes,  $N = 10$ ,  $t_{RX} = 1$  s)

As can be seen from the graphs, the duration of one cycle has little effect on the operating time of the transmitter. The longer the time of a single cycle, the longer the operating time. This is due to the fact that the transmitter increases the sleep time with an increase in the time of one cycle, all other things being equal.

**Conclusion.** In this paper, a method for predicting the operating time of an autonomous transmitting device with a probabilistic nature of the communication channel is developed. The dependences of the operating time on various initial parameters of the transmitting device, such as: the initial probability of an error in the communication channel, the waiting time for confirmation of reception, the packet length and the duration of one cycle, are considered. An increase in any of these parameters, except for the duration of one cycle, leads to a decrease in the operating time of the autonomous transmitting device. With an increase in the initial probability of an error in the communication channel, the operating time of the transmitter, all other things being equal, also decreases. The resulting model of the transmission device consumption, taking into account errors in the communication channel, can be used to predict the operating time.

**М. К. Нұрғалиев, А. К. Саймбетов,  
Б. Н. Жоламанов, А. Т. Ералханова Г. Б. Жуман**

<sup>1</sup>Әл-Фараби атындағы Қазақ ұлттық университеті, Алматы, Қазақстан

**МАРКОВ ТІЗБЕГІНІҢ ЫҚТИМАЛДЫ МОДЕЛІН ҚОЛДАНА ОТЫРЫП,  
LORA ТЕХНОЛОГИЯСЫНА НЕГІЗДЕЛГЕН СЫМСЫЗ СЕНСОРЛЫҚ ЖЕЛІЛЕРДІҢ  
ЖҰМЫС УАҚЫТЫН БОЛЖАУ**

**Аннотация.** Қазіргі кездегі мониторинг жүйелері сымсыз байланыс сенсорлы жүйелерісіз өзінің толық міндетін орындай алмайды. Энергия тиімділігін арттыру үшін таратушы және қабылдаушы құрылғылардың энергия тұтынуына тәуелді болатын жүйенің әртүрлі сипаттамаларын зерттеуді талап етеді. Кез-келген автономды сымсыз желінің маңызды сипаттамасы ретінде оның жұмыс уақыты. Бұл мақалада әртүрлі жұмыс режиміндегі энергия тұтынуды анықтау үшін Semtech шығарған sx1278 микросхемасымен жасалған LoRa сымсыз модульдері қолданылды. Алынған мәліметтер қабылдағышқа қосылған кезде құрылғының энергия тұтыну моделін құру үшін пайдаланылды. Үш жұмыс режимі қарастырылған: ақпарат жіберу режимі, ақпарат қабылдау режимі және ұйқы режимі. Тамаша байланыс арнасында барлық жіберілген мәліметтер 100% ықтималдықпен қабылдағышқа жетеді. Нақты жағдайда деректер байланыс арнасына, тарату қуатына, ақпарат қабылдаушыға дейінгі қашықтыққа және желі сипаттамаларына байланысты белгілі бір

ықтималдылықпен қабылдағышқа жетеді. Бұл жұмыста қатенің пайда болуы кездейсоқ сипатқа ие. Бұл ретте ақпарат қабылдау кезінде қатенің туындауы қабылдауды растаудың болмауына немесе деректерді қайта жіберу туралы сұраныс жасауға әкеп соғады. Деректерді қайта жіберу құрылғының қуат тұтынуының артуына және сымсыз құрылғының жұмыс уақытының төмендеуіне әкеледі. Берілген мақалада құрылғының жұмыс уақытының әр түрлі бастапқы бақыланатын сипаттамаларына тәуелділігін көрсетеді, олар: растауды күту уақыты, пакеттің ұзындығы, ақпарат таратудың бір циклінің уақыты және бір циклдегі қайта ақпарат таратудың максималды саны. Жасалып шыққан, құрылғының энергия тұтынуын болжайтын модель автономды сымсыз сенсорлық бақылау желілерін жобалау кезінде пайдаланылуы мүмкін.

**Түйін сөздер:** Сымсыз сенсорлық желілер, LoRa технологиясы, энергия тиімділігі, Марков тізбектері, байланыс арнасындағы қателік ықтималдылығы.

**М. К. Нұрғалиев, А. К. Саймбетов,  
Б. Н. Жоламанов, А. Т. Ералханова Г. Б. Жуман**

Казахский национальный университет им. аль-Фараби, Алматы, Казахстан

### **ПРОГНОЗИРОВАНИЕ ВРЕМЕНИ РАБОТЫ БЕСПРОВОДНЫХ СЕНСОРНЫХ СЕТЕЙ НА ОСНОВЕ ТЕХНОЛОГИИ LORA С ИСПОЛЬЗОВАНИЕМ ВЕРОЯТНОСТНОЙ МОДЕЛИ МАРКОВСКИХ ЦЕПЕЙ**

**Аннотация.** Система мониторинга в реальном времени редко обходится без беспроводных сенсорных сетей. Повышение энергоэффективности требует исследования различных параметров системы, от которых зависит энергопотребление передающих и принимающих устройств. Важнейшим параметром любой автономной беспроводной сети является время ее работы. В данной работе были использованы беспроводные модули LoRa на микросхеме SX1278 производства Semtech для определения их энергопотребления в различных режимах работы. Полученные данные были использованы для построения модели потребления устройства при подключении к приемнику. Рассмотрено три режима работы: режим передачи, режим приема и режим сна. В идеальном канале связи все переданные данные со 100% вероятностью достигают приемника. В реальной ситуации данные достигают приемника с некоторой вероятностью, зависящей от канала связи, мощности передачи, расстояния до адресата и параметров сети. В данной работе возникновение ошибки носит случайный характер. При этом возникновение ошибки при приеме влечет за собой отсутствие подтверждения приема или запрос о повторной отправке данных. Повторная отправка данных приводит к повышению энергопотребления устройства и, соответственно, к снижению времени работы беспроводного устройства. В данной работе показаны зависимости времени работы от различных начальных контролируемых параметров устройства, таких как: время ожидания подтверждения, длина пакета, время одного цикла передачи и максимальное количество повторных отправок в одном цикле. Разработанная модель прогнозирования потребления устройства может быть использована при проектировании автономных беспроводных сенсорных сетей мониторинга.

**Ключевые слова:** беспроводные сенсорные сети, технология LoRa, энергоэффективность, Марковские цепи, вероятность ошибки в канале связи.

#### **Information about authors:**

Nurgaliyev M.K., Lecturer, al-Farabi Kazakh National university, Almaty, Kazakhstan; johnatlantgalt@gmail.com; <https://orcid.org/0000-0002-6795-5384>;

Saymbetov A.K., Associate professor, al-Farabi Kazakh National university, Almaty, Kazakhstan; ahmet.saymbetov@kaznu.kz; <https://orcid.org/0000-0003-3442-8550>;

Zholamanov B.N., Master student, al-Farabi Kazakh National university, Almaty, Kazakhstan; batyrbek149@gmail.com; <https://orcid.org/0000-0001-8206-7425>;

Yeralkhanova A.T., Master student, al-Farabi Kazakh National university, Almaty, Kazakhstan; aidana\_8.99@mail.ru; <https://orcid.org/0000-0001-6605-2573>;

Zhuman G.B., Master student, al-Farabi Kazakh National university, Almaty, Kazakhstan; gulzhan.zhuman@gmail.com; <https://orcid.org/0000-0002-9009-6995>

#### **REFERENCES**

[1] Terrassona G., Brianda R., Basroub S., Arrijuria O. Energy Model for the Design of Ultra-Low Power Nodes for Wireless Sensor Networks. *Procedia Chem.* 2009, 1, pp.1195–1198. <https://doi.org/10.1016/j.proche.2009.07.298>

[2] Moises N.O., Arturo G., Mickael M., Andrzej D. Evaluating LoRa Energy Efficiency for Adaptive Networks: From Star to Mesh Topologies. In *Proceedings of the IEEE 13th International Conference on Wireless and Mobile Computing, Networking and Communications (WiMob)*, Rome, Italy, 9–11 October 2017. DOI: 10.1109/WiMOB.2017.8115793

- [3] Tukymbekov D., Saymbetov A., Nurgaliyev M., Kuttybay N., Nalibayev Y., Dosymbetova G. (2019, September). Intelligent energy efficient street lighting system with predictive energy consumption. In 2019 International conference on smart energy systems and technologies (SEST) (pp. 1-5). IEEE. DOI: 10.1109/SEST.2019.8849023.
- [4] Dupe V., Terrasson G., Estevez I., Briand R. Autonomy constraint in microsensor design: From decision making to energy optimization. In Proceedings of the IEEE International Conference on Green Computing and Communications, Besancon, France, 20–23 November 2012; pp. 647–650. DOI: 10.1109/GreenCom.2012.102.
- [5] Saymbetov A. K. Nurgaliyev M. K., Nalibayev Y. D., Kuttybay N. B., Svanbayev Y. A., Dosymbetova G. B., Gaziz K. A. Intelligent energy efficient wireless communication system for street lighting //2018 International conference on computing and network communications (CoCoNet). – IEEE, 2018. – PP. 18-22. DOI: 10.1109/CoCoNet.2018.8476893.
- [6] LoRa Alliance. Available online: <https://www.lora-alliance.org/> (accessed on 2 July 2018).
- [7] Sigfox. Available online: <https://www.sigfox.com/en> (accessed on 2 July 2018).
- [8] Dash7 Alliance. Available online: <http://www.dash7-alliance.org/> (accessed on 2 July 2018).
- [9] Vangelista L. Frequency Shift Chirp Modulation: The LoRa Modulation. IEEE Signal Process. Lett. 2017, 24, 1818–1821, doi:10.1109/LSP.2017.2762960.
- [10] Martin B., Utz R. LoRa Transmission Parameter Selection. In Proceedings of the 13th International Conference on Distributed Computing in Sensor Systems, Ottawa, ON, Canada, 5–7 June 2017; pp. 27–34. DOI: 10.1109/DCOSS.2017.10.
- [11] Noreen U.; Bounceur A.; Clavier L. A study of LoRa low power and wide area network technology. In Proceedings of the 2017 International Conference on Advanced Technologies for Signal and Image Processing (ATSIP), Fez, Morocco, 22–24 May 2017; pp. 1–6, doi:10.1109/ATSIP.2017.8075570.
- [12] Haxhibeqiri J.; Van den Abeele F.; Moerman I.; Hoebeke J. LoRa Scalability: A Simulation Model Based on Interference Measurements. Sensors 2017, 17, 1193, doi:10.3390/s17061193.
- [13] Georgiou O., Raza U. LowPowerWideAreaNetworkAnalysis: CanLoRaScale? IEEE Wirel. Commun. Lett. 2017, 6, 162–165, doi:10.1109/LWC.2016.2647247.
- [14] Mikhaylov K., Petajarvi J., Haenninen T. Analysis of Capacity and Scalability of the LoRa Low Power Wide Area Network Technology. In Proceedings of the 22th European Wireless Conference, European Wireless 2016, Oulu, Finland, 18–20 May 2016; pp. 1–6.
- [15] Rahme J., Fourty N., Agha K. A., and A. van den Bossche. A recursive battery model for nodes lifetime estimation in wireless sensor networks," in Proc. IEEE WCNC, Sydney, NSW, Australia, Apr. 2010, pp. 1-6.
- [16] Mare S., Vladimir D., Cvetan G. Energy Consumption Estimation of Wireless Sensor Networks in Greenhouse Crop Production. In Proceedings of the IEEE EUROCON 17th International Conference on Smart Technologies, Ohrid, Macedonia, 6–8 July 2017; pp. 870–874.
- [17] Casals L., Mir B., Vidal V., Gomez C. Modeling the Energy Performance of LoRaWAN. Sensors 2017, 17, 2364.
- [18] Wang Yunbo, Mehmet C. Vuran and Steve Goddard. "Stochastic analysis of energy consumption in wireless sensor networks." 2010 7th Annual IEEE Communications Society Conference on Sensor, Mesh and Ad Hoc Communications and Networks (SECON). IEEE, 2010.
- [19] Nurgaliyev, Madiyar, et al. "Prediction of energy consumption for LoRa based wireless sensors network." Wireless Networks (2020): 26(5), pp. 3507–3520. <https://doi.org/10.1007/s11276-020-02276-5>

**Publication Ethics and Publication Malpractice**  
**in the journals of the National Academy of Sciences of the Republic of Kazakhstan**

For information on Ethics in publishing and Ethical guidelines for journal publication see <http://www.elsevier.com/publishingethics> and <http://www.elsevier.com/journal-authors/ethics>.

Submission of an article to the National Academy of Sciences of the Republic of Kazakhstan implies that the described work has not been published previously (except in the form of an abstract or as part of a published lecture or academic thesis or as an electronic preprint, see <http://www.elsevier.com/postingpolicy>), that it is not under consideration for publication elsewhere, that its publication is approved by all authors and tacitly or explicitly by the responsible authorities where the work was carried out, and that, if accepted, it will not be published elsewhere in the same form, in English or in any other language, including electronically without the written consent of the copyright-holder. In particular, translations into English of papers already published in another language are not accepted.

No other forms of scientific misconduct are allowed, such as plagiarism, falsification, fraudulent data, incorrect interpretation of other works, incorrect citations, etc. The National Academy of Sciences of the Republic of Kazakhstan follows the Code of Conduct of the Committee on Publication Ethics (COPE), and follows the COPE Flowcharts for Resolving Cases of Suspected Misconduct ([http://publicationethics.org/files/u2/New\\_Code.pdf](http://publicationethics.org/files/u2/New_Code.pdf)). To verify originality, your article may be checked by the Cross Check originality detection service <http://www.elsevier.com/editors/plagdetect>.

The authors are obliged to participate in peer review process and be ready to provide corrections, clarifications, retractions and apologies when needed. All authors of a paper should have significantly contributed to the research.

The reviewers should provide objective judgments and should point out relevant published works which are not yet cited. Reviewed articles should be treated confidentially. The reviewers will be chosen in such a way that there is no conflict of interests with respect to the research, the authors and/or the research funders.

The editors have complete responsibility and authority to reject or accept a paper, and they will only accept a paper when reasonably certain. They will preserve anonymity of reviewers and promote publication of corrections, clarifications, retractions and apologies when needed. The acceptance of a paper automatically implies the copyright transfer to the National Academy of Sciences of the Republic of Kazakhstan.

The Editorial Board of the National Academy of Sciences of the Republic of Kazakhstan will monitor and safeguard publishing ethics.

(Правила оформления статьи для публикации в журнале смотреть на сайтах:

[www.nauka-nanrk.kz](http://www.nauka-nanrk.kz)

<http://physics-mathematics.kz/index.php/en/archive>

**ISSN 2518-1726 (Online), ISSN 1991-346X (Print)**

Редакторы: *М. С. Ахметова, Д. С. Аленов, Р.Ж. Мрзабаева*  
Верстка на компьютере *А.М. Кульгинбаевой*

Подписано в печать 15.04.2021.

Формат 60x881/8. Бумага офсетная. Печать – ризограф.

11,6 п.л. Тираж 300. Заказ 2.