

ISSN 2518-1726 (Online),
ISSN 1991-346X (Print)

ҚАЗАҚСТАН РЕСПУБЛИКАСЫ
ҰЛТТЫҚ ҒЫЛЫМ АКАДЕМИЯСЫНЫҢ

Х А Б А Р Л А Р Ы

ИЗВЕСТИЯ

НАЦИОНАЛЬНОЙ АКАДЕМИИ НАУК
РЕСПУБЛИКИ КАЗАХСТАН

NEWS

OF THE NATIONAL ACADEMY OF SCIENCES
OF THE REPUBLIC OF KAZAKHSTAN

**ФИЗИКА-МАТЕМАТИКА
СЕРИЯСЫ**



СЕРИЯ

ФИЗИКО-МАТЕМАТИЧЕСКАЯ



**PHYSICO-MATHEMATICAL
SERIES**

3 (313)

МАМЫР – МАУСЫМ 2017 Ж.

МАЙ – ИЮНЬ 2017 г.

MAY – JUNE 2017

1963 ЖЫЛДЫҢ ҚАҢТАР АЙЫНАН ШЫҒА БАСТАҒАН
ИЗДАЕТСЯ С ЯНВАРЯ 1963 ГОДА
PUBLISHED SINCE JANUARY 1963

ЖЫЛЫНА 6 РЕТ ШЫҒАДЫ
ВЫХОДИТ 6 РАЗ В ГОД
PUBLISHED 6 TIMES A YEAR

АЛМАТЫ, ҚР ҰҒА
АЛМАТЫ, НАН РК
ALMATY, NAS RK

Б а с р е д а к т о р ы
ф.-м.ғ.д., проф., ҚР ҰҒА академигі **Ғ.М. Мұтанов**

Р е д а к ц и я а л қ а с ы:

Жұмаділдаев А.С. проф., академик (Қазақстан)
Кальменов Т.Ш. проф., академик (Қазақстан)
Жантаев Ж.Ш. проф., корр.-мүшесі (Қазақстан)
Өмірбаев У.У. проф. корр.-мүшесі (Қазақстан)
Жүсіпов М.А. проф. (Қазақстан)
Жұмабаев Д.С. проф. (Қазақстан)
Асанова А.Т. проф. (Қазақстан)
Бошқаев К.А. PhD докторы (Қазақстан)
Сұраған Д. PhD докторы (Қазақстан)
Quevedo Hernando проф. (Мексика),
Джунушалиев В.Д. проф. (Қырғыстан)
Вишневский И.Н. проф., академик (Украина)
Ковалев А.М. проф., академик (Украина)
Михалевич А.А. проф., академик (Белорус)
Пашаев А. проф., академик (Әзірбайжан)
Такибаев Н.Ж. проф., академик (Қазақстан), бас ред. орынбасары
Тигиняну И. проф., академик (Молдова)

«ҚР ҰҒА Хабарлары. Физика-математикалық сериясы».

ISSN 2518-1726 (Online), ISSN 1991-346X (Print)

Меншіктенуші: «Қазақстан Республикасының Ұлттық ғылым академиясы» РҚБ (Алматы қ.)
Қазақстан республикасының Мәдениет пен ақпарат министрлігінің Ақпарат және мұрағат комитетінде
01.06.2006 ж. берілген №5543-Ж мерзімдік басылым тіркеуіне қойылу туралы куәлік

Мерзімділігі: жылына 6 рет.
Тиражы: 300 дана.

Редакцияның мекенжайы: 050010, Алматы қ., Шевченко көш., 28, 219 бөл., 220, тел.: 272-13-19, 272-13-18,
www.nauka-nanrk.kz / physics-mathematics.kz

© Қазақстан Республикасының Ұлттық ғылым академиясы, 2017

Типографияның мекенжайы: «Аруна» ЖК, Алматы қ., Муратбаева көш., 75.

Главный редактор
д.ф.-м.н., проф. академик НАН РК **Г.М. Мутанов**

Редакционная коллегия:

Джумадильдаев А.С. проф., академик (Казахстан)
Кальменов Т.Ш. проф., академик (Казахстан)
Жантаев Ж.Ш. проф., чл.-корр. (Казахстан)
Умирбаев У.У. проф. чл.-корр. (Казахстан)
Жусупов М.А. проф. (Казахстан)
Джумабаев Д.С. проф. (Казахстан)
Асанова А.Т. проф. (Казахстан)
Бошкаев К.А. доктор PhD (Казахстан)
Сураган Д. доктор PhD (Казахстан)
Quevedo Hernando проф. (Мексика),
Джунушалиев В.Д. проф. (Кыргызстан)
Вишневский И.Н. проф., академик (Украина)
Ковалев А.М. проф., академик (Украина)
Михалевич А.А. проф., академик (Беларусь)
Пашаев А. проф., академик (Азербайджан)
Такибаев Н.Ж. проф., академик (Казахстан), зам. гл. ред.
Тигиняну И. проф., академик (Молдова)

«Известия НАН РК. Серия физико-математическая».

ISSN 2518-1726 (Online), ISSN 1991-346X (Print)

Собственник: РОО «Национальная академия наук Республики Казахстан» (г. Алматы)

Свидетельство о постановке на учет периодического печатного издания в Комитете информации и архивов
Министерства культуры и информации Республики Казахстан №5543-Ж, выданное 01.06.2006 г.

Периодичность: 6 раз в год.

Тираж: 300 экземпляров.

Адрес редакции: 050010, г. Алматы, ул. Шевченко, 28, ком. 219, 220, тел.: 272-13-19, 272-13-18,
www.nauka-nanrk.kz / physics-mathematics.kz

© Национальная академия наук Республики Казахстан, 2017

Адрес типографии: ИП «Аруна», г. Алматы, ул. Муратбаева, 75.

E d i t o r i n c h i e f
doctor of physics and mathematics, professor, academician of NAS RK **G.M. Mutanov**

E d i t o r i a l b o a r d:

Dzhumadildayev A.S. prof., academician (Kazakhstan)
Kalmenov T.Sh. prof., academician (Kazakhstan)
Zhantayev Zh.Sh. prof., corr. member. (Kazakhstan)
Umirbayev U.U. prof. corr. member. (Kazakhstan)
Zhusupov M.A. prof. (Kazakhstan)
Dzhumabayev D.S. prof. (Kazakhstan)
Asanova A.T. prof. (Kazakhstan)
Boshkayev K.A. PhD (Kazakhstan)
Suragan D. PhD (Kazakhstan)
Quevedo Hernando prof. (Mexico),
Dzhunushaliyev V.D. prof. (Kyrgyzstan)
Vishnevskiy I.N. prof., academician (Ukraine)
Kovalev A.M. prof., academician (Ukraine)
Mikhalevich A.A. prof., academician (Belarus)
Pashayev A. prof., academician (Azerbaijan)
Takibayev N.Zh. prof., academician (Kazakhstan), deputy editor in chief.
Tiginyanu I. prof., academician (Moldova)

News of the National Academy of Sciences of the Republic of Kazakhstan. Physical-mathematical series.

ISSN 2518-1726 (Online), ISSN 1991-346X (Print)

Owner: RPA "National Academy of Sciences of the Republic of Kazakhstan" (Almaty)

The certificate of registration of a periodic printed publication in the Committee of information and archives of the Ministry of culture and information of the Republic of Kazakhstan N 5543-Ж, issued 01.06.2006

Periodicity: 6 times a year

Circulation: 300 copies

Editorial address: 28, Shevchenko str., of. 219, 220, Almaty, 050010, tel. 272-13-19, 272-13-18,
www.nauka-nanrk.kz / physics-mathematics.kz

© National Academy of Sciences of the Republic of Kazakhstan, 2017

Address of printing house: ST "Aruna", 75, Muratbayev str, Almaty

NEWS

OF THE NATIONAL ACADEMY OF SCIENCES OF THE REPUBLIC OF KAZAKHSTAN

PHYSICO-MATHEMATICAL SERIES

ISSN 1991-346X

Volume 3, Number 313 (2017), 10 – 18

UDC 539.17

**A.M. Kabyshev^{1,2}, K.A. Kuterbekov^{1,2}, Yu.E. Penionzhkevich³, V.A. Maslov³,
K. Mendibayev^{2,3}, Yu. G. Sobolev³, S.M. Lukyanov³, G. D. Kabdrakhimova^{1,2},
D. T. Aznabayev³, A. T. Kurmanzhanov^{1,2}**

¹L.N. Gumilyov Eurasian National University, 010008, Astana, Kazakhstan;

²Physical-Technical Society of Kazakhstan, Astana, Kazakhstan;

³Joint Institute for Nuclear Research, 144980, Joliot-Curie 6, Dubna, Russia

**ERRORS IN THE TOTAL REACTION CROSS SECTIONS
AND ENERGIES OF INCIDENT PARTICLES MEASURED USING
MODIFIED TRANSMISSION TECHNIQUE**

Abstract. When determining the values of the total reaction cross sections and the energy of the particles of a beam of weakly bound nuclei, there are always statistical and systematic errors. The former depend on the data collected, the latter – on the components of the experimental setup. A thorough study of the used equipment and components, such as targets and detectors, makes it possible to evaluate and minimize the effect of systematic errors.

In this paper, for the first time, the guidelines and basic principles for determining the errors in the total cross reaction sections and the beam energy in the course of the experiment are described in detail, and the determination of their errors in a particular experiment is demonstrated.

Keywords: Statistical and systematic errors, total reaction cross section, γ -spectrometer.

Introduction

The total error of the final quantity is not only the statistical error of the recorded events. It must include the errors in determining all other quantities used in the calculation formula, for example, the errors in the measurement of the thickness of the target, the distance to the source and others. These errors are systematic errors. Systematic errors are caused by the imperfection of instruments, incorrect installation of the device, displacement of the scale, inaccurate setting of the instrument pointer in the zero position, low sensitivity of the instrument, neglect of external factors affecting the result of measurements (thermal, electric and magnetic fields, pressure, humidity and others) approximate equations and constants used to calculate the desired quantities, and other factors [1].

Systematic errors unlike statistical errors are not described by the methods of mathematical statistics. They can be reduced by examining the instruments used in the experiment and introduction of corrections in the results of measurements.

In this paper, we would like to give an example of the determination of systematic errors by the example of measuring the total cross section of nuclear reactions.

The two main experimentally determined parameters of the nuclear interaction are the values of angular distributions of the differential cross sections (ADDCS) of elastic scattering and total reaction cross sections (TRC). The method of determination of errors of angular characteristics and angular distributions of the differential cross sections of elastic scattering is described in detail in [2, 3].

Let us determine errors in the measurement of total reaction cross sections. The values of the total reaction cross sections are measured indirectly, i.e., using the results of direct measurements of particle fluxes I_0 and I incident on the target and passing through N target nuclei without interaction, respectively.

The total reaction cross section

The TRC value is connected with the intensities of particle fluxes I_0 and I by the equation:

$$\sigma_R = (I_0 - I) / N \cdot I_0. \quad (1)$$

The equation (1) shows that for the direct measurement of the total reaction cross section σ_R it is necessary to simultaneously measure two quantities, namely, the difference $(I_0 - I)$ and the corresponding intensity of the flux I_0 . This method, called the «transmission method», is most commonly used to measure TRC.

Experimental setup

In our experiment, where we measured the total cross sections for the interaction of ${}^6\text{He}$, ${}^8,9\text{Li}$ with the nuclei of ${}^{28}\text{Si}$, ${}^9\text{Be}$, ${}^{59}\text{Co}$ and ${}^{181}\text{Ta}$, we used the modified transmission technique based on the use of a multilayer telescope with semiconductor silicon detectors combined with a 4π -geometry scintillation gamma-spectrometer [4, 5]. This technique provides a direct measurement of the number of events in the reaction $\Delta R = (I_0 - I)$, normalized to the flux intensity I_0 . The number of events in the reaction ΔR was determined by registration of radiation at least in one of the six detectors of the γ -spectrometer in coincidence with the starting semiconductor detector of the telescope.

The experiment was conducted at the U-400M accelerator in the G. N. Flerov Laboratory of Nuclear Reactions, JINR (Dubna). The secondary beam of ${}^6\text{He}$ and ${}^8,9\text{Li}$ nuclei of intensity $I_0 \sim 10^3 \text{ s}^{-1}$ in the energy range $E = (5 - 30) \text{ MeV/nucleon}$ was obtained as a product of the fragmentation reaction of the primary beam of ${}^{11}\text{B}$ nuclei ($E = 32 \text{ MeV/nucleon}$) on ${}^9\text{Be}$ target. The secondary ${}^8,9\text{Li}$ -beam was formed using the elements of the magnetic system of the ACCULINNA fragment separator equipped with the eight-meter *TOF* transport line for particle identification.

In the input and output parts of the separator channel, thin plastic scintillation detectors, which identified particle energy by energy release dE and by the time of flight *TOF*, were mounted. Multipole focusing elements provided further transportation of ${}^6\text{He}$ and ${}^8,9\text{Li}$ beam to the low-background separator cabin.

This experiment took into account the experience and corrected methodological errors of the previous works. The attempts of joint application of a full geometry γ -spectrometer and transmission technique had a number of significant shortcomings and gave only estimates and only for «energy-integrated reaction cross sections».

One of the disadvantages of this method is that the main source of gamma and neutron background (telescope E -detector of the full beam stop) was placed in the sensitive area of the γ -spectrometer, so that it fixed γ -radiation from the events both in the test target and in the E -detector material, where the number of nuclei is several orders of magnitude larger than that in the target.

In our improved modification of the experiment, all basic background γ -sources are minimized and placed beyond the sensitive area of the γ -spectrometer, and in the physical installation the events ensemble was chosen so that γ -spectrometer played the main role in their analysis, and the E -detector was not a background γ -source. The other part of events, pretending to be nuclear reactions, was selected by the transmission method, where the γ -spectrometer analysis plays a secondary role. Therefore, this physical installation provides two separate exposures $\Theta \gg 0^0$ and $\Theta \sim 0^0$ with the corresponding intensities of ${}^8,9\text{Li}$ beam, γ -spectrometer functions, etc.

4π -geometry CsI(Tl) scintillation γ -spectrometer was installed in the low background cabin in the additional Pb-protection. The studied target, in particular, dE Si-detector, was placed in the center of the γ -spectrometer (see Figure 1). The other dE and E detectors of the semiconductor telescope were placed along the beam axis, before and after the studied target, beyond the sensitive zone of the γ -spectrometer.

The target (dE - detector) was placed in the central zone of the γ -spectrometer, whereas all other telescope detectors, in particular, identifiers dE_0 and dE_1 , detectors-identifiers of reaction products dE_3 and E detector of full beam stop were located in the (n- γ) – protection beyond the sensitive zone of the γ -spectrometer. The experimental technique using 4π - scintillation γ -spectrometer is described in detail in [4, 5].

Semiconductor dE_0 , dE_1 detectors and active collimator dE_{AK} were placed before the target and used for identification of ${}^6\text{He}$ and ${}^{8,9}\text{Li}$ nuclei, and their separation from the other particles-products of the secondary beam. Recording of information started for each event when a particle passed through the detector dE_1 . Different thicknesses of dE_0 and dE_1 detectors allowed the experimenters to change and measure the energy of ${}^{8,9}\text{Li}$ particles incident on the target for each event of particle passage.

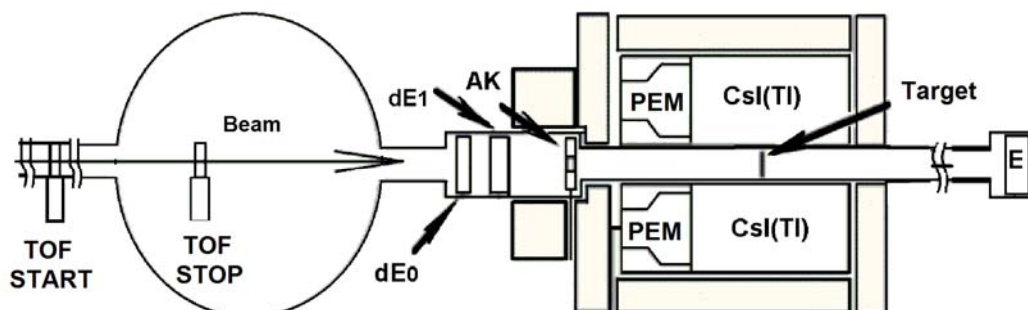


Figure 1 –The scheme of the experiment on measuring reaction cross sections by 4π - scintillation γ -spectrometer

The secondary beam of ${}^6\text{He}$ and ${}^{8,9}\text{Li}$ nuclei successively passed the following parts of the installation:

- the group of plastic scintillator $TOF - dE$ detectors of ACCULINNA separator;
- the group of semiconductor detectors dE_0 , dE_1 for additional identification of the beam particles and reduction of their energy;
- the active collimator detector AK;
- the target located in the center of 4π -geometry CsI(Tl) γ -spectrometer in the (n- γ)- protection;
- the E detector located along the beam axis behind the target.

The E detector was located beyond the γ -spectrometer and recorded the beam particles having passed the target.

Figure 2 shows the two-dimensional spectra: the dependence of energy losses in dE_0 on TOF (left) and energy losses in the detectors dE_0 and dE_1 (right). Compact grouping of points in the two-dimensional spectra shows a reasonably good separation of ${}^6\text{He}$ - and ${}^{8,9}\text{Li}$ -isotopes.

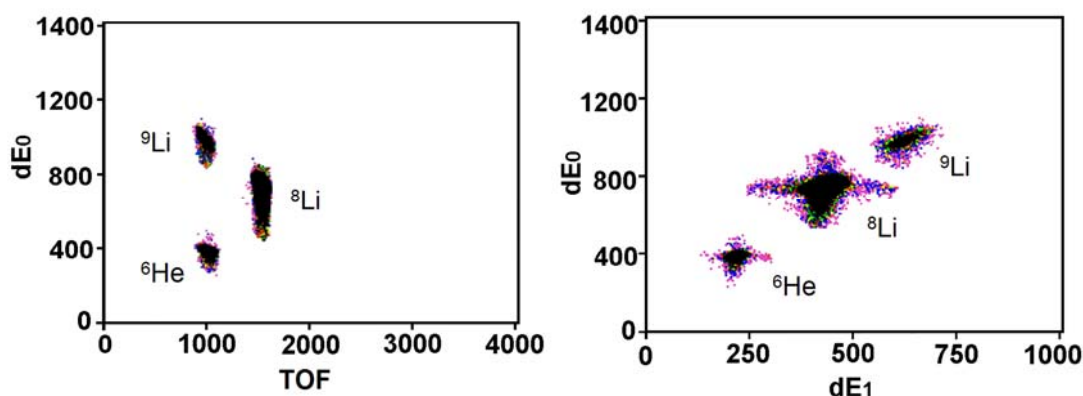


Figure 2 – Two-dimensional spectra of identification detectors dE_0 and dE_1 : energy losses in dE_0 and TOF (left) and energy losses in the detectors ($dE_0 \times dE_1$). (right). The spectra demonstrate good separation of ${}^6\text{He}$ and ${}^{8,9}\text{Li}$ nuclei formed as products of (${}^{11}\text{B} + {}^9\text{Be}$) reaction

Gamma spectrometer with 4π -geometry recorded γ -quanta in coincidence with the starting dE_1 -detector. For each event, the system recorded information about the energy of γ -quanta and the time of their registration.

The number of events-reactions $\Delta R = (I_0 - I)$ was determined by registering radiation at least in one of the γ -spectrometer detectors in coincidence with the starting dE_1 detector. Thus, the total cross section of the reaction was calculated by (4) using the results of measurement of I_0 and ΔR values.

The errors in determining the total reaction cross sections

Expression (1) shows that for direct measurement of the total reaction cross section σ_R it is sufficient to measure two quantities, namely, the difference ($I_0 - I$) and the corresponding flux value I_0 , simultaneously.

In accordance with formula (1), the main contribution to the error of the TRC value is made by statistical errors and errors in determining the target thickness (in the calculation it is the number of target nuclei).

The absolute error is calculated from the expression:

$$\Delta\sigma_R = \sigma_R \cdot \delta \quad (2)$$

The relative error of the measurement result δ is determined by the expression:

$$\delta = \sqrt{(\delta N)^2 + (\delta\varepsilon)^2 + (\delta h_{\text{tar}})^2 + (\delta h_{\text{det}})^2}, \quad (3)$$

where δN is the statistical error, $\delta\varepsilon$ is the error determined by the efficiency of detectors, δh_{tar} is the error in determining the target thickness, δh_{det} is the error in determining the thickness of detectors. Let us consider these errors.

Statistical error:

$$\delta N = \frac{1}{\sqrt{\langle N \rangle}} \approx \frac{1}{\sqrt{N}}, \quad (4)$$

where N is the number of events.

Table 1 – The number of events for different particles detected by the detectors. The error value for each value is \sqrt{N}

Run	⁶ He	⁸ Li		
69	100176	101677		
77	101889	105373		²⁸ Si 420 μm
85	789070	943720		²⁸ Si 200 μm
99	1735797	1149928		²⁸ Si 420 μm
103	603406	475292		²⁸ Si 420 μm
run	⁶ He	⁸ Li	⁹ Li	
12	1342089	291723		²⁸ Si 510 μm
24	69625	586099	13499	²⁸ Si 510 μm
32	180758	1747947	56384	²⁸ Si 510 μm
33	169484	1621098	42805	²⁸ Si 510 μm
37	248417	2119843	60880	²⁸ Si 510 μm

Table 1 presents the quantitative data from the spectra for ⁶He- and ^{8,9}Li- particles interacting with ²⁸Si. The statistical error (4) in our experiment (Table 1) is less than 1%.

Error caused by the detector efficiency

Efficiency of silicon semiconductor detectors. To identify beam particles we used semiconductor silicon detectors – penetrated (from 3 to 6 pieces) thin dE -detectors with a thickness of 200, 420, 510 μm and a 710 μm E -detector for total absorption.

Separation (selection) of the products of nuclear reactions by the one-dimensional spectra in the studied detectors leads to measurement errors and determines the accuracy of selection of events in nuclear reactions in the studied pair of detectors. These errors are not less than 1%.

Errors in determining the thickness of detectors. Table 2 presents the main characteristics of silicon semiconductor detectors used in the experiment.

The efficiency of registration of charged particles by semiconductor detectors is 100%.

Table 2 – Nominal characteristics of silicon semiconductor detectors used in the experiment. Values are given without errors from the manufacturer's data

Diameter of active area, mm	40
Diameter of semiconductor wafer, cm	10.16
Detector thickness, microns	200, 420, 510, 710
Dead layer, nm	50
Thickness of metal (aluminum) cover the entire active area of the detector, microns	0.5
Minimum energy threshold, keV	4 – electrons, 90 – protons
Energy resolution, keV	~ (50–70)

Efficiency of γ -spectrometer. We used the γ -spectrometer assembled from six γ -detectors made of inorganic scintillator CsI (T1). Each detector consists of a scintillator in the form of a straight prism of 14 cm high, the base of which is a regular hexagon with the radius of the circumscribed circle of 10 cm, and a photomultiplier PMT-110, optically coupled to the end face of the CsI(T1) prism.

The surface of each scintillator is polished and coated with 150 μm -thick reflective film Tyvek® DuPont™, Wilmington, DE [6] in two layers. The scintillator is placed in the sealed enclosure from 1mm-thick light-shielding plastic.

It is supposed that the γ -spectrometer covers the solid angle 4π (360°). In practice, the solid angle covered by the detectors is less than 4π . Not all γ -quanta emitted in the reaction get to the detector. Moreover, even after getting into the detector, not all γ -quanta are recorded. For γ -spectrometry it is very important that the γ -quanta lose all their energy in the sensitive area of the detector and are registered in the peak of total absorption. Errors related to this process are not less than 1%.

The most important characteristics of γ -spectrometer, determining its efficiency, are the light output and energy yield of scintillators. Many different scintillators have been created. Table 3 lists the properties of some commonly used scintillators including CsI (T1), which was used in this experiment.

Table 3 – Comparative characteristics of some scintillators

Scintillator	light yield κ (%)	energy yield η	density ρ (g/cm ³)	Z_{average}	$t(t_1)$ (ns)	λ_{max} nm	$h\lambda_{\text{max}}$ (eV)	refraction index
Anthracene (C ₁₄ H ₁₀)	100	0.034	1.25	3.9	30(2)	447	2.77	1.62
Stilbene (C ₁₄ H ₁₀)	50	0.030	1.16	4	4.5(0.1)	410	3.03	1.626
NE-102A, plastic	65	0.01	1.032	~ 5	2.4(0.6)	423	2.93	1.58
NaI(T1)	230 (anthr.) 100	0.16±0.01	3.67	~ 32	230(6)	415	2.99	1.85
CsI(T1)	171	0.06	4.51	~ 54	680(64%) 3.34(36%) (22)	540	2.30	1.80
BGO (Bi ₄ Ge ₃ O ₁₂)	22	0.013	7.13	30	300	480	2.58	2.15

To determine the efficiency of the spectrometer, ideally calibrated springs were used. In such measurements, measures were taken to reduce the possibility of errors due to the measurement technique: the error in the geometric reproducibility of measurement conditions was reduced to 0.1%.

Usually, to determine the efficiency, a set of standard reference sources of γ -radiation and reference radio nuclides with a set of γ -lines of different energies E_i (such as ¹⁵²Eu, ¹³³Ba, ¹³⁷Cs and ²⁴¹Am), for which the initial specific activity A_0 (this specific activity is determined for the moment of manufacturing), are used. In our case, as the reference γ -source ⁶⁰Co and ¹³⁷Cs were used.

The efficiency of registration of γ -radiation with energy E_i in predetermined conditions (geometry, sample) is determined by the formula:

$$\varepsilon(E_i) = \frac{N}{A_0^{tk} \cdot q \cdot t \cdot m \cdot K_c}, \quad (5)$$

where A_0^{tk} is the certified value of the specific activity of the source at the time of measurement; q is the output of γ -quanta per one beta decay; t is the time of measurement; m is the mass of the source; N_i is the number of counts in the spectrum during the time interval t ; K_c is the self-absorption coefficient for radiation.

Usually $\varepsilon(E_i)$ and $K_c(E_i)$ are determined together experimentally:

$$\varepsilon(E_i) \cdot K_c(E_i) = \frac{N}{A_0^{tk} \cdot q \cdot t \cdot m} \quad (6)$$

A_0^{tk} for a concrete measurement is equal to:

$$A_0^{tk} = A_0 \cdot \exp[-0.693 \cdot (t_0 - t_k) / T_{1/2}], \quad (7)$$

where A_0 is the specific activity at the time of certification; $(t_0 - t_k)$ is the time elapsed since the certification before the measurement; $T_{1/2}$ is the half-life.

In our case, the efficiency of detection of γ -quanta was 80%.

Error in determining the target thickness

The success of the experiment on studying nuclear reactions depends on the properly selected targets. The most important requirement for the quality of the target is its thickness, uniformity and isotopic enrichment.

Determination of the reduced number of target nuclei depends on the target thickness. The error in determining the thickness of the target is caused by the instrumental error of the instruments used in measurements. To measure the thickness of the target, we used non-contact measuring instrument CHY-CB for thickness measurements with the instrumental error of 3%.

We used self-supporting targets from ^{28}Si with a thickness (500 ± 0.55) mm (Table 2), which simultaneously played the role of detectors, and passive targets of ^9Be , ^{59}Co and ^{181}Ta with thicknesses (200 ± 8) , (65 ± 2.6) and (100 ± 4) mm, respectively.

The errors caused by the target uncertainty are 0.1, 8, 4, and 2.6% for ^{28}Si , ^9Be , ^{59}Co and ^{181}Ta , respectively.

Thus, the main contribution to the TRC errors is made by statistical errors; errors caused by the efficiency of detectors; as well as errors in the determination of thicknesses of targets and detectors.

The statistical errors introduced by the data collection system are small (Table 1) compared to other values.

Errors in determining energy values

The second important quantity in the experiments on determination of TRC values is determination of the error in the energy of incident and registered the secondary particles.

Errors in the determination of energy values are caused by two factors:

1) The initial energy spread of particles incident on the telescope.

Figure 3 shows a typical example of the energy resolution for the secondary beam of ^6He ions with an average energy equal to 100 MeV, which was determined by the energy losses in the detectors, in which the cross section was measured.

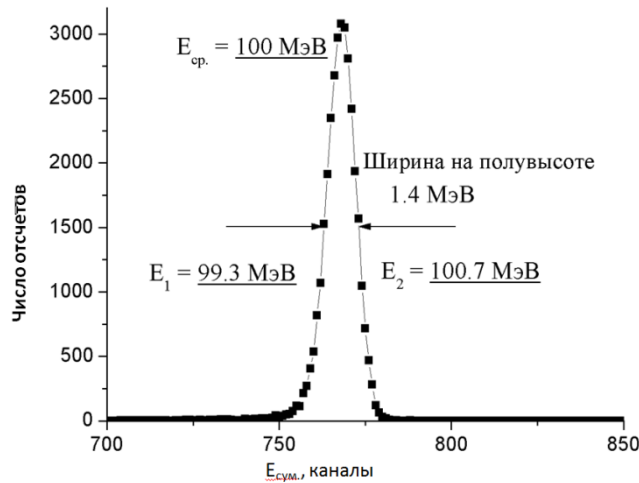


Figure 3 –A one-dimensional spectrum of the total energy loss of particles in the telescope detectors

Consider an example of finding the errors in determining energy. For this purpose let us use the data on the parameters of the primary beam in the given experiment (Table 4).

Table 4 – Parameters of the $_{11}\text{B}^{3+}$ -primary beam

Parameter	Value
Date	(19.02.2014 – 20.03.2014)
Average flux on the target, nA	500.0
Beam energy, MeV/nucleon	40.0
Pure time of target irradiation, hours	655
Frequency, MHz	F = 15.01
Harmonic	n = 2
Magnet current, A	1893.90
Date	(14.01.2016 – 28.01.2016)
Average flux on the target, nA	200.0
Pure time of target irradiation, hours	178

Let an ion beam with the energy of $E = (100 \pm 0.7)$ MeV, with the lowest energy of ions E_1 equal to 99.3 MeV and the maximum $E_2 = 100.7$ MeV (energy value at the half maximum of the energy distribution) fall on the telescope. Suppose that the third telescope detector is used as a target, i.e. the detector in which the reaction cross sections are determined (see Figure 4).

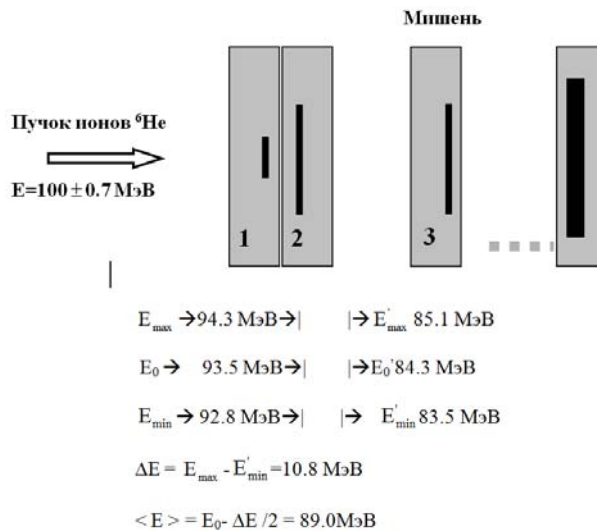


Figure 4 – An example of finding errors in the determination of ion energy

After the first two detectors the average energy of ions, as a result of ionization losses, decreased to 93.5 MeV. The minimum ion energy became equal to 92.8 MeV, and the maximum – 94.3 MeV.

After passing through the target detector the average energy of ions became equal to 84.3 MeV, the minimum energy – 83.5 MeV, the maximum – 85.1 MeV.

The difference between the maximum energy of ions before hitting the target and the minimum energy after its passage determines the energy error. This value was on average equal to 10%.

Thus, the total value of the TRC error is on average $\Delta\sigma_R \approx (5 - 8) \%$. The error in the determination of the incident particle energy is on average 10%.

Conclusion

When measuring the TRC values and in determining the beam particle energy, statistical and systematic errors are always present experimentally. The former depend on the data collected, the latter on the components of the experimental setup. A thorough study of the equipment and components used, such as targets and detectors, makes it possible to evaluate and minimize the effect of systematic errors. In the given example, the best value of the total error of the TRC value is, on the average, $\Delta\sigma_R \approx (5-8) \%$. The value of the total error in determining the energy of the incident particles is higher and averaged 10%.

REFERENCES

[1] Luke C.L. Yuan, Chien-Shiung Wu. Determination of Nuclear Reactions. Determination of Flux and Densities. Radioactive Sources. Beam Transport Systems. Statistical Fluctuations in Nuclear Processes // Methods in Experimental Physics, Volume VB, Nuclear Physics. – 1963. – P. 411.

[2] Kuterbekov K.A., Yuskov A.V. Measurement of angle characteristics of scattering chamber // Instruments and experimental techniques. – 1986. – Vol. 3. – P. 35.

[3] Duisebaev A., Duisebaev BA, Ismailov KM, Kuznetsov IV, Kuterbekov K.A., Lukyanov S.M., Mukhambetzhana A., Penionzhkevich Yu.E., Sadykov BM, Sobolev Yu. G., Ugryumov V.Yu. // *Izv. Ministerstva obrazovaniya i nauki RK, ser. fiz.-mat.*, 2002, 2. 104. (in Russ).

[4] Sobolev Yu.G., Ivanov M.P. Penionzhkevich Yu.E. A setup for measuring total cross sections of nuclear reactions // Instruments and Experimental Techniques. – 2012, – Vol. 55, Issue 6. – P 618.

[5] Sobolev Yu.G., Penionzhkevich Yu.E., Aznabaev D., Ivanov M.P., Kabdrakhimova G.D., Kabyshev A.M., Knyazev A.G., Kugler A., Lashmanov N.A., Lukyanov K.V., Maj A., Maslov V.A., Mendibayev K., Skobelev N.K., Slepnev R.S., Smirnov V.V., Testov D., Zemlyanaya E.V. Experimental research of total reaction cross section energy dependence for ${}^6\text{He} + {}^{\text{nat}}\text{Si}$ and ${}^9\text{Li} + {}^{\text{nat}}\text{Si}$ // Phys. Elementary Part. Atom. Nuclei. – 2017. – Vol. 48. (accepted for publishing)

[6] <http://www.dupont.com/products-and-services/fabrics-fibers-nonwovens/protective-fabrics/brands/tyvek.html>.

**А.М. Кабышев^{1,2}, К.А. Кутербеков^{1,2}, Ю.Э.Пенионжквич³, В.А. Маслов³, К. Мендибаев^{2,3},
Ю.Г.Соболев³, С.М.Лукьянов³, Г.Д.Кабдрахимова^{1,2}, Д. Азнабаев³, А.Т.Курманжанов^{1,2}**

¹Евразийский национальный университет имени Л.Н. Гумилева, 010008, Астана, Казахстан;

²РОО «Физико-Техническое Общество Казахстана», Астана, Казахстан;

³Объединенный Институт Ядерных Исследований, 141980, Жолио-Кюри 6, Дубна, Россия.

ПОГРЕШНОСТИ ВЕЛИЧИН ПОЛНЫХ СЕЧЕНИЙ РЕАКЦИЙ И ЭНЕРГИЙ НАЛЕТАЮЩИХ ЧАСТИЦ ПРИ ИЗМЕРЕНИЯХ МОДИФИЦИРОВАННОЙ ТРАНСМИССИОННОЙ МЕТОДИКОЙ

Аннотация. При определении величин полных сечений реакций и энергии частиц пучка слабосвязанных ядер, всегда присутствуют статистические и систематические погрешности. Первые зависят от набранных данных, вторые – от компонентов экспериментальной установки. Тщательное изучение используемого оборудования и компонентов, таких как мишени и детекторы, дает возможность оценить и минимизировать влияние систематических погрешностей.

В данной статье впервые подробно представлены указания и основные принципы в определении погрешностей в полных сечениях реакций и энергии пучка в ходе эксперимента, а также продемонстрировано определение их погрешностей в конкретном эксперименте.

Ключевые слова: Статистические и систематические погрешности, полное сечение реакции, γ -спектрометр.

А.М. Кабышев^{1,2}, К.А. Кутербеков^{1,2}, Ю.Э.Пенионжкевич³, В.А. Маслов³, К. Мендибаев^{2,3},
Ю.Г.Соболев³, С.М.Лукьянов³, Г.Д.Кабдрахимова^{1,2}, Д. Азнабаев³, А.Т.Курманжанов^{1,2}

¹Л.Н. Гумилев атындағы Еуразия ұлттық университеті, 010008, Астана, Қазақстан;

²«Қазақстан Физика-техникалық қоғамы», Астана, Қазақстан;

³Біріккен ядролық зерттеулер институты, 141980, Жолио-Кюри 6, Дубна, Ресей.

ӨЛШЕУ КЕЗІНДЕГІ МОДИФИКАЦИЯЛАНҒАН ТРАНСМИССИОНДЫ ӘДІС НЕГІЗІНДЕ – РЕАКЦИЯЛАРДЫҢ ТОЛЫҚ ӨЛШЕМДЕРІНІҢ ҚАТЕЛІКТЕРІН ЖӘНЕ ҰШЫП КЕЛУШІ БӨЛШЕКТЕРДІҢ ЭНЕРГИЯСЫ АНЫҚТАУ

Жұмыста ядролары әлсіз байланысқан бөлшек шоқтарының энергиясы және реакциялардың толық қимасының өлшемдерін анықтау барысында статистикалық және жүйелік қателіктері анықталған болатын. Біріншісі терілген мәліметтерден, ал екіншісі – эксперименттік қондырғы құраушыларынан тікелей тәуелді. Қондырғыны және оның құраушыларын толық зерттеу, мәселен нысана және детектор сияқты бөлшектерін зерттеу жүйелік қателіктерді азайтуға мүмкіндік береді.

Жұмыста алғаш рет эксперимент кезінде реакциялардың толық қимасының және бөлшек шоқтарының энергиясының қателіктерін анықтаудың, сонымен қатар белгілі бір экспериментте қателіктердің анықталғаны көрсетілген.

Тірек сөздер: статистикалық және жүйелік қателер, реакция толық қимасы, γ -спектрометрі.

Сведения об авторах:

Kabyshv A.M. – PhD-докторант 3 курса специальности «Ядерная физика» ЕНУ им. Л.Г.Гумилева;

Kuterbekov K.A. – профессор, д.ф.-м.н., директор НИИ «Евразийский институт физико-энергетических исследований и наукоемких технологий» при ЕНУ, Президент РОО «Физико-Техническое общество Казахстана»;

Penionzhkevich Yu.E. – профессор, д.ф.-м.н. начальник сектора Лаборатории ядерных реакций им. Г.Н. Флерова ОИЯИ, профессор МИФИ;

Maslov V.A. – к.ф.-м.н., СНС Лаборатории ядерных реакций им. Г.Н. Флерова ОИЯИ;

Mendibaev K. – аспирант 3 курса специальности «Ядерная физика», МНС ЛЯР ОИЯИ;

Sobolev Yu.G. – к.ф.-м.н., СНС Лаборатории ядерных реакций им. Г.Н. Флерова ОИЯИ;

Lukyanov S.M. – к.ф.-м.н., СНС Лаборатории ядерных реакций им. Г.Н. Флерова ОИЯИ;

Kabdrakhimova G. D. – PhD, старший преподаватель ЕНУ им. Л.Г.Гумилева;

Aznabayev D. T. - магистрант 2 курса, инженер Лаборатории ядерных реакций им. Г.Н. Флерова ОИЯИ;

Kurmanzhanov A.T. – старший преподаватель кафедры «Ядерная физика» ЕНУ им. Л.Г.Гумилева.

МАЗМУНЫ

<i>Бердібай С.Б., Парецкая Н.А., Сабитов А.Н., Исламов Р.А., Тамазян Р.А., Токмолдин С.Ж., Ильин А.И., Мартиросян К.С.</i> Иод және оның құрылымымен фенилалалиннің кешенді комплексі	5
<i>Кабышев А.М., Кутербеков К.А., Пенионжкевич Ю.Э., Маслов В.А., Мендибаев К., Соболев Ю.Г., Лукьянов С.М., Кабдрахимова Г.Д., Азнабаев Д., Курманжанов А.Т.</i> Өлшеу кезіндегі модификацияланған трансмиссионды әдіс негізінде – реакциялардың толық өлшемдерінің кателіктерін және ұшып келуші бөлшектердің энергиясы анықтау.....	10
<i>Бердібай С.Б., Парецкая Н.А., Сабитов А.Н., Исламов Р.А., Тамазян Р.А., Токмолдин С.Ж., Ильин А.И., Мартиросян К.С.</i> Иод және оның құрылымымен фенилалалиннің кешені комплекс фенилаланина с иодом и его структура.....	19
<i>Жұмағұлова Қ.Н., Рамазанов Т.С., Машеева Р.У., Донко З.</i> Үш өлшемді Юкава жүйесінің диффузия коэффициентіне сыртқы магнит өрісінің әсері.....	25
<i>Грушевская Е.А., Лебедев И.А., Темиралиев А.Т., Федосимова А.И.</i> Асимметриялы ядролардың өзара әрекеттерінде снарядтың ядросының толық талқандану жағдайларының сипаттамаларын зерттеу.....	30
<i>Асқарова А., Жұмаханова А.С., Құдайкұлов А., Ташев А.А., Қалиева Г.С.</i> Айнымалы жылу ағынының қатысуымен көлденең қимасының жылу және жылу окшаулаумен бөлек тұрақты жылуфизикалық жай-күйін зерттеу энергиясының әдісі.....	38
<i>Абишев М., Кенжебаев Н., Кенжебаева С., Джанибеков А.</i> Реакторлық нейтрондармен әсерлесудегі катализдық қоспаның изотоптық құрамын және энергия шығаруын есептеу.....	48
<i>Абишев М., Хасанов Н.</i> Жылулық нейтрондардың катализдық қоспамен (Pb, Bi, Po) әсерлесуін "IBUS" компьютерлік бағдарламалау кешенімен жобалау.....	53
<i>Алдабергенова Т.М., Ганеев Г.З., Кислицын С.Б., Досболаев М.К.</i> Графит бетінің термиялық эрозиясы мен құрылымына импульстік плазмалық сәулелендірудің ықпалы.....	57
<i>Жақып К.Б.</i> Стокса және Навье теңдеулерінің генеалогиялары. Дәрежелік реологиялық заңдар және теңдеулер.....	64
<i>Жаугашева С.А., Валиолда Д.С., Джансейтов Д.М., Жусупова Н.К., Сериков Ж., Айтжан Ф.</i> Теоретическое исследование кулоновского развала гало ядер ¹¹ Be, ¹⁵ C.....	81
<i>Жаугашева С.А., Сайдуллаева Г.Г., Нурбакова Г.С., Хабыл Н., Турарбекова М.М.</i> В(Bs) Мезонның ауыр мезондарға ыдырау қасиетін релятивистік әсерлесуін ескере отырып анықтау	86
<i>Қошанов Б.Д., Нұрыкенова Ж.С.</i> Жоғарғы ретті эллиптикалық теңдеулер үшін жалпылаған Дирихле - Нейман есебінің шешілімі туралы.....	95
<i>Құралбаев З.К., Оразаева А.Р., Рахимжанова З.М.</i> Жоғары көтерілген магма заттарының әсерінен болатын астеносферадағы қозғалыстың механика-математикалық моделі.....	103
<i>Мұқашев К.М., Казаченок В.В., Алиева М.Е.</i> Ғарыштық бөлшектер тұрғысынан физиканың іргелі проблемаларын оқытудың парадигмасы туралы жаңа көзқарастар.....	112
<i>Мырзақұл Т.Р., Таушинова А.С., Белисарова Ф.Б., Мырзақұл Ш.Р.</i> Гаусс-Бонн инвариантымен минималды емес байланыс кезіндегі <i>k</i> - эссенцияның инфляциялық моделі.....	120
<i>Омашова Г.Ш., Спабекова Р.С., Қабылбеков К.А., Саудахметов П.А., Абдрахманова Х.К., Арысбаева А.С.</i> Изохоралық процесті зерттеуге арналған компьютерлік зертханалық жұмысты ұйымдастырудың бланкі үлгісінің тапсырмаларын өз бетінше құрастыру.....	127
<i>Рябкин Ю.А., Рақыметов Б.А., Айтмукан Т.</i> Көміртек қабықшасының ЭПР-мәліметі негізінде қатты отын жалынының парамагниттік қасиетін анықтау мүмкіндігі.....	134
<i>Спабекова Р.С., Омашова Г.Ш., Қабылбеков К.А., Саудахметов П.А., Серикбаева Г.С., Актурева Г.К.</i> Тоқ көзін қосқанда және ажыратқанда тізбектегі токкүшінің өзгеруін зерттеуге арналған компьютерлік зертханалық жұмысты ұйымдастыруда матлав бағдарламасын қолдану.....	139
<i>Ташенова Ж.М., Калдарова М., Мусайф М.</i> Жылу ағыны, жылу алмасу және жылу изоляциясы бар үшөлшемді есептің тұрақты температуралы күйіндегі сандық сипаттамасы.....	148
<i>Ташенова Ж.М., Мусайф М., Калдарова М.</i> Термосерпімділікті есептеудегі энергетикалық әдісі.....	155
<i>Тұрғанбай Қ.Е., Қалдыбекова С.У.</i> Жоғарғы мектепте информатика пән мұғалімнің ойлау қабілетін жетілдіру ерекшеліктері.....	163
<i>Шоманов А.С., Ахмед-Заки Д.Ж., Амирғалиев Е.Н., Мансурова М.Е.</i> Кілттерді Mapreduce үлгісінде тарату есебі туралы	167
<i>Бакирова Э.А., Искакова Н.Б., Уаисов Б.</i> Параметрі бар фредгольм интегралдық- дифференциалдық теңдеуі үшін сызықты шеттік есепті шешудің бір алгоритмі туралы	173
<i>Ақылбаев М.И., Сапрыгина М.Б., Шалданбаев А.Ш.</i> Коэффициенті тұрақты, бірінші ретті кәдімгі дифференциалдық теңдеудің сингуляр әсерленген Коши есебін аргументтің ауытқыту әдісі арқылы шешу.....	181
<i>Рустемова К.Ж., Шалданбаев А.Ш., Ақылбаев М.И.</i> Коэффициенттері тұрақты, екінші ретті кәдімгі дифференциалдық теңдеудің сингуляр әсерленген Коши есебін аргументтің ауытқыту әдісі арқылы шешу.....	193
<i>Аширбаев Х.К., Қабылбеков К.А., Абдрахманова Х.А., Джумағалиева А.И., Кыдырбекова Ж.Б.</i> MATLAB бағдарлама пакетін қолданып электр және магнит өрістерін зерттеуге арналған компьютерлік зертханалық жұмыстарды ұйымдастыру.....	206

СОДЕРЖАНИЕ

<i>Бердибай С.Б., Парецкая Н.А., Сабитов А.Н., Исламов Р.А., Тамазян Р.А., Токмолдин С.Ж., Ильин А.И., Мартиросян К.С.</i> Комплекс фенилаланина с иодом и его структура.....	5
<i>Кабышев А.М., Кутербекоев К.А., Пенионжкевич Ю.Э., Маслов В.А., Мендибаев К., Соболев Ю.Г., Лукьянов С.М., Кабдрахимова Г.Д., Азнабаев Д., Курманжанов А.Т.</i> Статистические и систематические погрешности, полное сечение реакции, γ -спектрометр.....	10
<i>Бердибай С.Б., Парецкая Н.А., Сабитов А.Н., Исламов Р.А., Тамазян Р.А., Токмолдин С.Ж., Ильин А.И., Мартиросян К.С.</i> Комплекс фенилаланина с иодом и его структура.....	19
<i>Джумагулова К.Н., Рамазанов Т.С., Машеева Р.У., Донко З.</i> Влияние внешнего магнитного поля на коэффициент диффузии трехмерной Юкава системы.....	25
<i>Грушевская Е.А., Лебедев И.А., Темиралиев А.Т., Федосимова А.И.</i> Исследование событий полного разрушения ядра снаряда во взаимодействиях асимметрических ядер.....	30
<i>Аскарова А., Жумаханова А.С., Кудайкулов А., Ташев А.А., Калиева Г.С.</i> Энергетический метод в исследовании установившегося теплофизического состояния стержня переменного сечения при наличии теплового потока, теплообмена и теплоизоляции.....	38
<i>Абишев М., Кенжебаев Н., Кенжебаева С., Джанибеков А.</i> Расчет изотопного состава каталитического материала при облучении реакторными нейтронами.....	48
<i>Абишев М., Хасанов М.</i> Моделирование взаимодействия тепловых нейтронов каталитическим составом (Pb,Bi,Po) с помощью программного комплекса "IBUS".....	53
<i>Алдабергенова Т.М., Ганеев Г.З., Кислицин С.Б., Досболаев М.К.</i> Влияние импульсного плазменного облучения на термическую эрозию и структуру поверхности графита.....	57
<i>Джакупов К.Б.</i> Генезис уравнений Стокса и Навье. Степенные реологические законы и уравнения.....	64
<i>Жаугашева С.А., Валиолда Д.С., Джансейтов Д.М., Жусупова Н.К., Сериков Ж., Айтжан Ф.</i> ^{11}Be , ^{15}C Гало ядроларының кулондық күйреуін теориялық зерттеу.....	81
<i>Жаугашева С.А., Сайддуллаева Г.Г., Нурбакова Г.С., Хабыл Н., Турарбекова М.М.</i> Определение свойств тяжелого V(Bs)-мезона в рамках релятивистского характера взаимодействия.....	86
<i>Кошанов Б.Д., Нурикунова Ж.С.</i> О разрешимости обобщенной задачи Дирихле - Неймана для эллиптического уравнения высокого порядка.....	95
<i>Куралбаев З.К., Оразаева А.Р., Рахимжанова З.М.</i> Механико-математическая модель движений в астеносфере под воздействием поднимающихся мантийных веществ.....	103
<i>Мукашев К.М., Казаченок В.В., Алиева М.Е.</i> О новых взглядах на парадигму обучения фундаментальным проблемам физики на примере частиц космического происхождения.....	112
<i>Мырзақұл Т.Р., Таукенова А.С., Белисарова Ф.Б., Мырзақұл Ш.Р.</i> Инфляционная модель k -эссенции при неминимальной связи с инвариантом Гаусса-Бонне.....	120
<i>Омашова Г.Ш., Саббекова Р.С., Кабылбеков К.А., Саидахметов П.А., Абдрахманова Х.К., Арысбаева А.С.</i> Самостоятельное конструирование заданий для выполнения компьютерной лабораторной работы по исследованию изохорного процесса.....	127
<i>Рябкин Ю.А., Ракыметов Б.А., Айтмуқан Т.</i> О возможности определения парамагнитных характеристик пламени твердого топлива на основе ЭПР-данных углеродных пленок.....	134
<i>Саббекова Р.С., Омашова Г.Ш., Кабылбеков К.А., Саидахметов П.А., Серикбаева Г.С., Актуреева Г.К.</i> Организация компьютерных лабораторных работ по исследованию тока включения и выключения с использованием пакета программ MATLAB.....	139
<i>Ташенова Ж.М., Калдарова М., Мусайф М.</i> Численное обоснование одномерности некоторой трехмерной задачи установившегося температурного состояния при наличии теплового потока, теплообмена и теплоизоляции.....	148
<i>Ташенова Ж.М., Мусайф М., Калдарова М.</i> Энергетический метод в решении задач термоупругости.....	155
<i>Турганбай К.Е., Қалдыбекова С.У.</i> Особенности развития мышления учителя информатики в высшей школе.....	163
<i>Шоманов А.С., Ахмед-Заки Д.Ж., Амирғалиев Е.Н., Мансурова М.Е.</i> О задаче оптимизации распределения ключей в Mapreduce модели.....	167
<i>Бакирова Э.А., Искакова Н.Б., Уайсов Б.</i> Об одном алгоритме решения линейной краевой задачи для интегро-дифференциального уравнения Фредгольма с параметром.....	173
<i>Ақылбаев М.И., Сапрыгина М.Б., Шалданбаев А.Ш.</i> Решение сингулярно возмущенной задачи Коши для обыкновенного дифференциального уравнения первого порядка с постоянным коэффициентом методом отклоняющегося аргумента.....	181
<i>Рустемова К.Ж., Шалданбаев А.Ш., Ақылбаев М.И.</i> Решение сингулярно возмущенной задачи Коши, для обыкновенного дифференциального уравнения второго порядка с постоянными коэффициентами, методом отклоняющегося аргумента.....	193
<i>Аширбаев Х.К., Кабылбеков К.А., Абдрахманова Х.А., Джумағалиева А.И., Кыдырбекова Ж.Б.</i> Организация компьютерной лабораторной работы по исследованию электрического и магнитного полей с использованием пакета программ MATLAB.....	206

CONTENTS

<i>Berdibay S.B., Paretskaya N.A., Sabitov A.N., Islamov R.A., Tamazyan R.A., Tokmoldin S.Zh., Ilin A.I., Martirosyan K.S.</i> Phenylalanine - iodine complex and its structure.....	5
<i>Kabyshv A.M., Kuterbekov K.A., Penionzhkevich Yu.E., Maslov V.A., Mendibayev K., Sobolev Yu.G., Lukyanov S.M., Kabdrakhimova G. D., Aznabayev D. T., Kurmanzhanov A. T.</i> Errors in the total reaction cross sections and energies of incident particles measured using modified transmission technique	10
<i>Berdibay S.B., Paretskaya N.A., Sabitov A.N., Islamov R.A., Tamazyan R.A., Tokmoldin S.Zh., Ilin A.I., Martirosyan K.S.</i> Phenylalanine complex with iodine and its structure.....	19
<i>Dzhumagulova K.N., Ramazanov T.S., Masheyeva R.U., Donkó Z.</i> Effect of magnetic field on diffusion coefficients of the three-dimensional yukawa systems.....	25
<i>Grushevskaya E.A., Lebedev I.A., Temiraliev A.T., Fedosimova A.I.</i> Study on events with complete destruction of projectile nucleus in interactions of asymmetric nuclei	30
<i>Askarova A., Zhumakhanova A.S., Kudaykulov A., Tashev A.A., Kaliyeva G.S.</i> The energy method in the study of steady-state thermophysical condition of a rod of variable cross section in the presence of heat flow, heat exchange and thermal insulation.....	38
<i>Abishev M., Kenzhebeyev N., Kenzhebeyeva S., Dzhanbekov A.</i> Calculation of isotopic composition of catalytic material under radiation by reactor neutrons.....	48
<i>Abishev M., Khassanov M.</i> Simulation of the thermal neutrons interaction with catalytic composition (Pb, Bi, Po) by "IBUS" software.....	53
<i>Aldabergenova T.M., Ganeyev G.Z., Kislitsin S.B., Dosbolaev M.K.</i> Effect of pulsed plasma irradiation on thermal erosion and structure of graphite surface.....	57
<i>Jakupov K.B.</i> Genealogy of the Stokes and Navier equations. Degree rheological laws and equations.....	64
<i>Zhaugasheva S.A., Valiolda D.S., Janseitov D.M., Zhussupova N.K., Serikov Zh., Aitzhan F.</i> Theoretical study of the coulomb breakup of the halo nuclei ^{11}Be , ^{15}C	81
<i>Zhaugasheva S.A., Saidullaeva G.G., Nurbakova G.S., Khabyl N., Turarbekova M.M.</i> Determination properties of heavy decay in the B(Bs) meson in the framework of the relativistic character of the interaction.....	86
<i>Koshanov B.D., Nurikenova J.</i> On solvability of the generalized Dirichlet-Neiman problem for a high order elliptic equation.....	95
<i>Kuralbaev Z.K., Orazaeva A.R., Rahimzhanova Z.M.</i> Mechanical-mathematical model of kinematics in the asthenosphere under the influence of rising mental substances.....	103
<i>Mukashev K.M., Kazachenok V.V., Alieva M.E.</i> About new look at the paradigm of study fundamental problems of physics of cosmic the example of origin.....	112
<i>Myrzakul T.R., Taukenova A.S., Belisarova F.B., Myrzakul S.R.</i> Inflation model of k -essence for non minimally coupled Gauss-Bonnet invariant.....	120
<i>Omashova G. Sh., Spabekova R.S., Kabylbekov K.A., Saidakhmetov P.A., Abdrakhmanova KH.K., Arysbaeva A.S.</i> Independent designing of tasks for performance of computer laboratory work on the investigation of the isophoric process...	127
<i>Ryabikin Yu.A., Rakymetov B.A., Aitmukan T.</i> On the possibility of determination of paramagnetic characteristics of flame of solid fuel on the basis of epr-data carbon films.....	134
<i>Spabekova R. S., Omashova G.SH., Kabylbekov K. A., Saidakhmetov P. A., Serikbaeva G.S., Aktureeva G.K.</i> Organization of computer laboratory works on the research of turnonand turnoff current with the use of matlab program package	139
<i>Tashenova Zh., Kaldarova M., Mussaif M.</i> One-dimensional numerical substantiation of some three-dimensional problem steady state temperature in the presence of heat flow, heat exchange and thermal insulation.....	148
<i>Tashenova Z., Mussaif M., Kaldarova M.</i> Energy method in decision problems thermoelasticity.....	155
<i>Turganbay K.E., Kaldibekoba S.U.</i> Features of thinking of the teacher of Informatics in high school.....	163
<i>Shomanov A.S., Akhmed-Zaki D.Zh., Amirgaliyev E.N., Mansurova M.E.</i> About the problem of key distribution in Mapreduce model	167
<i>Bakirova E.A., Iskakova N.B., Uaisov B.</i> On the algorithm for solving of a linear boundary value problem for fredholm integro-differential equation with parameter.....	173
<i>Akylbaev M.I., Saprigina M.B., Shaldanbaeva A.Sh.</i> Solution of a singularly perturbed Cauchy problem, for an ordinary differential equation of the first order with a constant coefficient, by the method of a deviating argument.....	181
<i>Rustemova K.Zh., Shaldanbaeva A.Sh., Akylbaev M.I.</i> Solution of a singularly perturbed Cauchy problem for an ordinary second-order differential equation with constant coefficients by the method of a deviating argument.....	193
<i>Ashirbaev H.A., Kabylbekov K. A., Abdrahmanova H. K., Dzhumagalieva A.I., Kydyrbekova Zh.B.</i> Organization of computer laboratory works to study electric and magnetic fields using the software package matlab.....	206

**Publication Ethics and Publication Malpractice
in the journals of the National Academy of Sciences of the Republic of Kazakhstan**

For information on Ethics in publishing and Ethical guidelines for journal publication see <http://www.elsevier.com/publishingethics> and <http://www.elsevier.com/journal-authors/ethics>.

Submission of an article to the National Academy of Sciences of the Republic of Kazakhstan implies that the described work has not been published previously (except in the form of an abstract or as part of a published lecture or academic thesis or as an electronic preprint, see <http://www.elsevier.com/postingpolicy>), that it is not under consideration for publication elsewhere, that its publication is approved by all authors and tacitly or explicitly by the responsible authorities where the work was carried out, and that, if accepted, it will not be published elsewhere in the same form, in English or in any other language, including electronically without the written consent of the copyright-holder. In particular, translations into English of papers already published in another language are not accepted.

No other forms of scientific misconduct are allowed, such as plagiarism, falsification, fraudulent data, incorrect interpretation of other works, incorrect citations, etc. The National Academy of Sciences of the Republic of Kazakhstan follows the Code of Conduct of the Committee on Publication Ethics (COPE), and follows the COPE Flowcharts for Resolving Cases of Suspected Misconduct (http://publicationethics.org/files/u2/New_Code.pdf). To verify originality, your article may be checked by the Cross Check originality detection service <http://www.elsevier.com/editors/plagdetect>.

The authors are obliged to participate in peer review process and be ready to provide corrections, clarifications, retractions and apologies when needed. All authors of a paper should have significantly contributed to the research.

The reviewers should provide objective judgments and should point out relevant published works which are not yet cited. Reviewed articles should be treated confidentially. The reviewers will be chosen in such a way that there is no conflict of interests with respect to the research, the authors and/or the research funders.

The editors have complete responsibility and authority to reject or accept a paper, and they will only accept a paper when reasonably certain. They will preserve anonymity of reviewers and promote publication of corrections, clarifications, retractions and apologies when needed. The acceptance of a paper automatically implies the copyright transfer to the National Academy of Sciences of the Republic of Kazakhstan.

The Editorial Board of the National Academy of Sciences of the Republic of Kazakhstan will monitor and safeguard publishing ethics.

Правила оформления статьи для публикации в журнале смотреть на сайтах:

www.nauka-nanrk.kz

<http://www.physics-mathematics.kz>

ISSN 2518-1726 (Online), ISSN 1991-346X (Print)

Редакторы *М. С. Ахметова, Д.С. Аленов, Т.А. Апендиев*
Верстка на компьютере *А.М. Кульгинбаевой*

Подписано в печать 10.04.2017.
Формат 60x88¹/₈. Бумага офсетная. Печать – ризограф.
6,5 п.л. Тираж 300. Заказ 3.

Национальная академия наук РК
050010, Алматы, ул. Шевченко, 28, т. 272-13-18, 272-13-19