

ISSN 2518-1726 (Online),
ISSN 1991-346X (Print)

ҚАЗАҚСТАН РЕСПУБЛИКАСЫ
ҰЛТТЫҚ ҒЫЛЫМ АКАДЕМИЯСЫНЫҢ

ӘЛЪ-ФАРАБИ АТЫНДАҒЫ
ҚАЗАҚ ҰЛТТЫҚ УНИВЕРСИТЕТІНІҢ

Х А Б А Р Л А Р Ы

ИЗВЕСТИЯ

НАЦИОНАЛЬНОЙ АКАДЕМИИ НАУК
РЕСПУБЛИКИ КАЗАХСТАН

КАЗАХСКИЙ НАЦИОНАЛЬНЫЙ
УНИВЕРСИТЕТ ИМЕНИ АЛЬ-ФАРАБИ

NEWS

OF THE NATIONAL ACADEMY OF SCIENCES
OF THE REPUBLIC OF KAZAKHSTAN

AL-FARABI KAZAKH
NATIONAL UNIVERSITY

ФИЗИКА-МАТЕМАТИКА СЕРИЯСЫ



СЕРИЯ ФИЗИКО-МАТЕМАТИЧЕСКАЯ



PHYSICO-MATHEMATICAL SERIES

4 (320)

ШІЛДЕ – ТАМЫЗ 2018 ж.

ИЮЛЬ – АВГУСТ 2018 г.

JULY-AUGUST 2018

1963 ЖЫЛДЫҢ ҚАҢТАР АЙЫНАН ШЫҒА БАСТАҒАН
ИЗДАЕТСЯ С ЯНВАРЯ 1963 ГОДА
PUBLISHED SINCE JANUARY 1963

ЖЫЛЫНА 6 РЕТ ШЫҒАДЫ
ВЫХОДИТ 6 РАЗ В ГОД
PUBLISHED 6 TIMES A YEAR

Б а с р е д а к т о р ы
ф.-м.ғ.д., проф., ҚР ҰҒА академигі **Ғ.М. Мұтанов**

Р е д а к ц и я а л қ а с ы:

Жұмаділдаев А.С. проф., академик (Қазақстан)
Кальменов Т.Ш. проф., академик (Қазақстан)
Жантаев Ж.Ш. проф., корр.-мүшесі (Қазақстан)
Өмірбаев У.У. проф. корр.-мүшесі (Қазақстан)
Жүсіпов М.А. проф. (Қазақстан)
Жұмабаев Д.С. проф. (Қазақстан)
Асанова А.Т. проф. (Қазақстан)
Бошқаев К.А. PhD докторы (Қазақстан)
Сұраған Д. корр.-мүшесі (Қазақстан)
Quevedo Hernando проф. (Мексика),
Джунушалиев В.Д. проф. (Қырғыстан)
Вишневский И.Н. проф., академик (Украина)
Ковалев А.М. проф., академик (Украина)
Михалевич А.А. проф., академик (Белорус)
Пашаев А. проф., академик (Әзірбайжан)
Такибаев Н.Ж. проф., академик (Қазақстан), бас ред. орынбасары
Тигиняну И. проф., академик (Молдова)

«ҚР ҰҒА Хабарлары. Физика-математикалық сериясы».

ISSN 2518-1726 (Online), ISSN 1991-346X (Print)

Меншіктенуші: «Қазақстан Республикасының Ұлттық ғылым академиясы» РҚБ (Алматы қ.)
Қазақстан республикасының Мәдениет пен ақпарат министрлігінің Ақпарат және мұрағат комитетінде
01.06.2006 ж. берілген №5543-Ж мерзімдік басылым тіркеуіне қойылу туралы куәлік

Мерзімділігі: жылына 6 рет.
Тиражы: 300 дана.

Редакцияның мекенжайы: 050010, Алматы қ., Шевченко көш., 28, 219 бөл., 220, тел.: 272-13-19, 272-13-18,
www.nauka-nanrk.kz / physics-mathematics.kz

© Қазақстан Республикасының Ұлттық ғылым академиясы, 2018

Типографияның мекенжайы: «Аруна» ЖК, Алматы қ., Муратбаева көш., 75.

Главный редактор
д.ф.-м.н., проф. академик НАН РК **Г.М. Мутанов**

Редакционная коллегия:

Джумадильдаев А.С. проф., академик (Казахстан)
Кальменов Т.Ш. проф., академик (Казахстан)
Жантаев Ж.Ш. проф., чл.-корр. (Казахстан)
Умирбаев У.У. проф. чл.-корр. (Казахстан)
Жусупов М.А. проф. (Казахстан)
Джумабаев Д.С. проф. (Казахстан)
Асанова А.Т. проф. (Казахстан)
Бошкаев К.А. доктор PhD (Казахстан)
Сураган Д. чл.-корр. (Казахстан)
Quevedo Hernando проф. (Мексика),
Джунушалиев В.Д. проф. (Кыргызстан)
Вишневский И.Н. проф., академик (Украина)
Ковалев А.М. проф., академик (Украина)
Михалевич А.А. проф., академик (Беларусь)
Пашаев А. проф., академик (Азербайджан)
Такибаев Н.Ж. проф., академик (Казахстан), зам. гл. ред.
Тигиняну И. проф., академик (Молдова)

«Известия НАН РК. Серия физико-математическая».

ISSN 2518-1726 (Online), ISSN 1991-346X (Print)

Собственник: РОО «Национальная академия наук Республики Казахстан» (г. Алматы)

Свидетельство о постановке на учет периодического печатного издания в Комитете информации и архивов
Министерства культуры и информации Республики Казахстан №5543-Ж, выданное 01.06.2006 г.

Периодичность: 6 раз в год.

Тираж: 300 экземпляров.

Адрес редакции: 050010, г. Алматы, ул. Шевченко, 28, ком. 219, 220, тел.: 272-13-19, 272-13-18,
www.nauka-nanrk.kz / physics-mathematics.kz

© Национальная академия наук Республики Казахстан, 2018

Адрес типографии: ИП «Аруна», г. Алматы, ул. Муратбаева, 75.

E d i t o r i n c h i e f
doctor of physics and mathematics, professor, academician of NAS RK **G.M. Mutanov**

E d i t o r i a l b o a r d:

Dzhumadildayev A.S. prof., academician (Kazakhstan)
Kalmenov T.Sh. prof., academician (Kazakhstan)
Zhantayev Zh.Sh. prof., corr. member. (Kazakhstan)
Umirbayev U.U. prof. corr. member. (Kazakhstan)
Zhusupov M.A. prof. (Kazakhstan)
Dzhumabayev D.S. prof. (Kazakhstan)
Asanova A.T. prof. (Kazakhstan)
Boshkayev K.A. PhD (Kazakhstan)
Suragan D. corr. member. (Kazakhstan)
Quevedo Hernando prof. (Mexico),
Dzhunushaliyev V.D. prof. (Kyrgyzstan)
Vishnevskiy I.N. prof., academician (Ukraine)
Kovalev A.M. prof., academician (Ukraine)
Mikhalevich A.A. prof., academician (Belarus)
Pashayev A. prof., academician (Azerbaijan)
Takibayev N.Zh. prof., academician (Kazakhstan), deputy editor in chief.
Tiginyanu I. prof., academician (Moldova)

News of the National Academy of Sciences of the Republic of Kazakhstan. Physical-mathematical series.

ISSN 2518-1726 (Online), ISSN 1991-346X (Print)

Owner: RPA "National Academy of Sciences of the Republic of Kazakhstan" (Almaty)

The certificate of registration of a periodic printed publication in the Committee of information and archives of the Ministry of culture and information of the Republic of Kazakhstan N 5543-Ж, issued 01.06.2006

Periodicity: 6 times a year

Circulation: 300 copies

Editorial address: 28, Shevchenko str., of. 219, 220, Almaty, 050010, tel. 272-13-19, 272-13-18,
www.nauka-nanrk.kz/physics-mathematics.kz

© National Academy of Sciences of the Republic of Kazakhstan, 2018

Address of printing house: ST "Aruna", 75, Muratbayev str, Almaty

NEWS

OF THE NATIONAL ACADEMY OF SCIENCES OF THE REPUBLIC OF KAZAKHSTAN

PHYSICO-MATHEMATICAL SERIES

ISSN 1991-346X

Volume 4, Number 320 (2018), 36 – 41

UDC 523.62

G.S. Minasyants¹, T.M. Minasyants¹, V.M. Tomozov²

¹Fesenkov Astrophysical Institute, Almaty, Kazakhstan;

²Institute of Solar-Terrestrial Physics, Irkutsk, Russia

E-mail: gennadii_minasya@mail.ru, gennadii_minasya@mail.ru, tom@iszf.irk.ru

FIP EFFECT MANIFESTATION FEATURES IN CORONAL MASS EJECTIONS

Abstract. FIP effect manifestation features in coronal mass ejections are investigated. For the analysis observational data from SC ACE (SWICS device) spacecraft were used in an ion energy range (0.5-100) keV/e. In addition to the values of the relative content of Fe/O, an indicator was obtained that characterizes the degree of ionization of iron and oxygen ions $Q(\text{Fe})$, $Q(\text{O})$. To quantify the values of the parameters $Q(\text{Fe})$ and Fe/O, their mean values were calculated in the six-hour interval during the time period of these indexes. A comparison of the values of $Q(\text{Fe})$ and Fe/O showed that for Fe ions less than +13 there is practically no change in Fe/O with increasing $Q(\text{Fe})$. But with $Q(\text{Fe}) \geq 13$, the manifestation of the FIP effect is sharply increased, due to the increase in the relative contents of Fe ions. Probably, due to the penetration of an energetic flare plasma into the body of the outbursts, when they develop together in the corona of the Sun, a significant increase in the degree of ionization of the $Q(\text{Fe})$ ions occurs. As a result, the Fe/O index can be used as an indicator of the possible presence of flare plasma in the coronal mass ejection charge structure.

Keywords: solar activity, coronal mass ejections, energy spectra, FIP effect, Fe/O ratio.

Introduction

Flares and coronal mass ejections (CME) are primary active processes on the Sun which influences on state of interplanetary environment and Earth's magnetosphere. According to a modern conceptions flare and CME may be consider as a unified process connected with an equilibrium violation of magnetic structure owing to free magnetic energy build-up in an active region. While energy releases of accumulated magnetic energy in flare dissipation regions (current sheets) it occurs a fast plasma heating and particle acceleration to a high energy [1-3]. Besides, a high-velocity CME (CME masses can reach up to 10^{15} - 10^{16} g and their velocities can exceed 2000 km/sec) are capable to generate a shock waves which can accelerate of particles effectively, when flare plasma flows move near the Sun and in interplanetary medium.

It is noted that in flare evolution a part of hot flare plasma can to penetrate into CME ejection body and then the observed spectrum of accelerated particles has a composite character. In this connection values of minor element ratio Fe/O play an important role which is consequence of FIP effect manifestations (FIP- first ionization potential) because this particle population accelerated by flare is a highly enriched Fe ($\text{Fe}/\text{O} > 1$). On the contrary, particles accelerated by shock waves are depleted by Fe ($\text{Fe}/\text{O} < 1$).

The composition of minor elements in the photosphere, fairly reliably determined by spectroscopic methods, is completely homogeneous over the entire visible solar surface; however, the abundance of admixtures in structural formations of the solar corona and solar wind appears to differently depend on FIP relative to their concentrations in photosphere. It has been established that the admixtures are fractionated according to FIP in the upper solar chromosphere. Elements with low FIP (< 10 eV – Fe, Mg, Si, K, etc.) are easily ionized and carried away under driving the ponderomotive force of alfvén waves to the upper solar atmosphere [4,5] where these ions are able to accumulate largely in the central parts of closed magnetic structures of active regions. Driving mechanism on minor ions by ponderomotive force of alfvénic waves was proposed by Laming [5] and in a present time it is considered as a most likely mechanism as far as it has ability to explain FIP effect manifestations not only in solar corona but in stars coronae too. Alfvén waves are generated at footpoints of loop magnetic field structures under random

plasma motions in photospheric layers and may be generated in magnetic reconnection regions also. Minor elements with a high FIP (>10 eV – C, N, O etc.) remain neutral in chromospheric layers and their abundances does not change because their ionization occurs in high-temperature coronal layers only. Consequently, the ratio value Fe/O in different coronal structures and in solar wind has a various values and it may be considering as an indicator of physical processes in solar plasma. In the first time the FIP effect manifestations in solar corona was established spectroscopically by Pottasch [6].

Recently, new results have been obtained on the evolution and distribution of impurity elements in the structures of solar active regions. Observations from the Hinode/EIS satellite have shown that impurity elements with low FIP potential can accumulate in the upper parts of the loop structures with strong fields in the central zones of active regions [7]. At the periphery of the active regions, the magnetic reconnection process with the emerging small-scale magnetic fields with a photospheric composition prevents the accumulation of elements with a low potential of FIP. As a result of the "exchange" magnetic reconnection, plasma with a reduced composition of elements with a low FIP goes beyond the active regions and can manifest itself in a slow solar wind [8].

Detailed observations also showed that the composition of the elements in the hot plasma evaporating during large X-ray flares is close to the photospheric composition [9]. At the same time, the composition of ions in the plasma of CME emissions associated with such outbursts turns out to be a highly enriched element with a low potential of FIP and a high degree of ionization. Such emissions are called "compositionally hot" CME emissions [8]. It is noted that such CME emissions are injected from the central parts of active regions. In observations of the phenomena of pulsed heating in the solar transition region, a plasma composition close to the photospheric composition was also found. In contrast, the fan of the overlying coronal loops showed enrichment with elements of low FIP potential [10]. These authors concluded that the composition of the plasma can serve as an important sign of coronal heating. Naturally, the FIP effect is also manifested in the composition of energetic particles accelerated by flares and ejections, therefore some characteristics will be described here.

Based on the results of the analysis of 54 solar cosmic ray events (SCL) (November 1994-June 2012) in the energy range of 2-15 MeV/n, Reames [11] concluded that the main cause of variations in the abundances of heavy ions in the interplanetary medium, and, consequently, changes in the ratio of Fe / O is their scattering by Alfvén waves, which depends on the magnetic stiffness of the particles. This process occurs during the propagation of particles from the region of acceleration due to shock waves caused by CMEs. Alfvén waves in the solar wind are excited by vigorous protons and impurity ions themselves, which are accelerated both in flares and in shock waves from the CME [11]. Fe ions are scattered by Alfvén waves less efficiently than oxygen ions, therefore, in the case of propagation in a turbulent medium, iron ions outstrip oxygen ions, which leads to registration of Fe / O > 1 ratios.

Thus, in this paper, some features of the manifestations of the FIP effect in the composition of CME will be described in terms of the characteristics of the ratio of Fe / O in the CME structures and the degree of ionization of Fe.

Processing of the observation data

For the research purposes, 17 CME (1998-2006) were selected, which had a pronounced front shock front with the highest confidence level - Shock4 (according to SOHO classification). All CME emissions belonged to the structural type "halo". In the course of propagation of CMEs in the corona and interplanetary medium, the magnetic structure of the ejection expands after the forward shock wave. The turbulent region of compressed plasma immediately behind the front of the shock wave is characterized by strong variations of the components of the interplanetary magnetic field B, increased values of the proton density N_p , their velocity V_p and temperature T_p [12]. Behind the area of turbulent compression (shell) is the actual "body" of the ejection. The data describing the time boundaries of each of the CME structures were taken in the "Wind ICME Catalog".

In the earlier work Minasyants et al. [13], Fe/O energy spectra were calculated in seven different energy intervals for the CME structures representing magnetic clouds with the help of the Fe and O energy spectra. The value of the Fe/O ratio in the region of turbulent plasma compression in the entire ion energy range remains less than unity, which indicates that the Alfvén turbulence of the oxygen ions is weak, which have a high FIP value. In the magnetic cloud region in the energy range (0.2-0.6) MeV/n, the

Fe/O ratio is much higher and in some cases even exceeds unity. This may be due to the amplification of scattering by Alfvén waves or to the effect of preferential accumulation of ions with a low ionization potential in a magnetic cloud before ejection.

To investigate the structure of the emissions, in addition to the values of the Fe/O index, an indicator was obtained that characterizes the degree of ionization of elements, including iron and oxygen ions. The hourly average values of these parameters, as well as the velocities of Fe ions (for the charge state $Q=+10$) and O (for the charge state $Q=+6$) were taken in the ACE spacecraft database (SWICS device)-all observations refer to the energy interval (0.5-100) keV/e.

To quantify the values of $Q(\text{Fe})$ and Fe/O, their mean values were calculated in the six-hour interval during the period of increase in the time profiles of these parameters (Table 1).

Discussion of results and conclusions

The following figure shows the changes in the O and Fe ion velocities with time, their degree of ionization $Q(\text{O})$, $Q(\text{Fe})$, and the relative Fe/O content for CMEs that resulted from the development of powerful events - solar cosmic ray bursts (GLE). Vertical dashed lines from left to right show: the arrival of the shock wave front (UV) CME, followed by the region of turbulent plasma compression (shell), between the second and third dashed lines - the "body" of ejection.

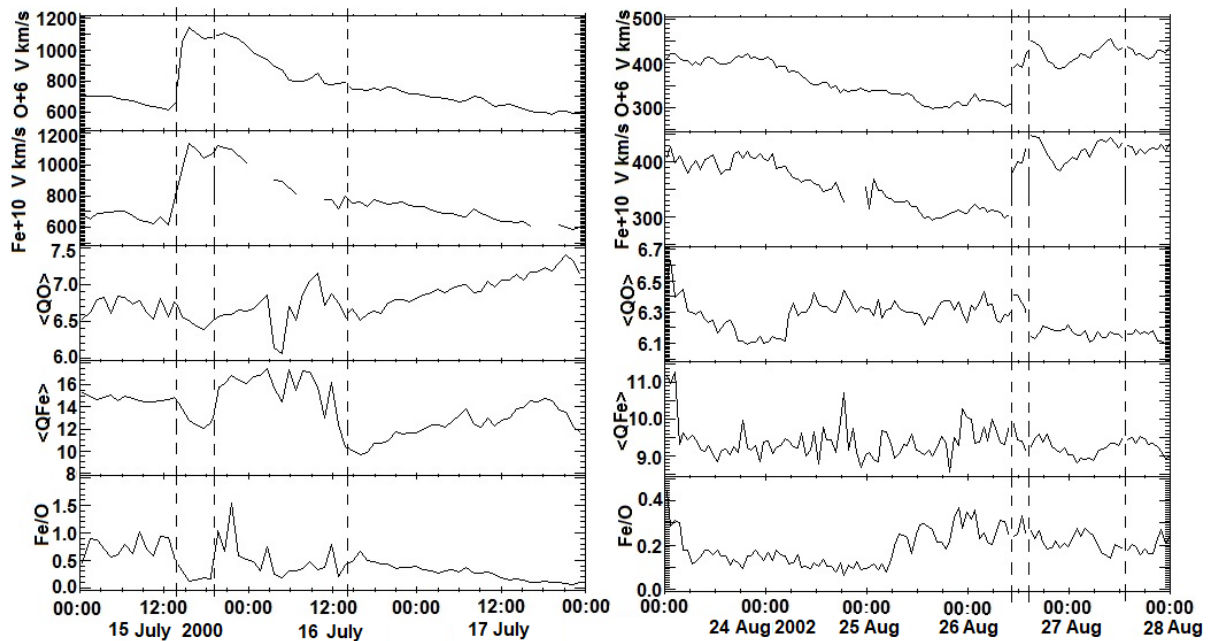


Figure 1 - Time changes with physical parameters in the structures of CMEs on July 15-16, 2000 and August 26-27, 2002

It is noted that the manifestation of the FIP effect associated with an increase in the relative content of Fe ions with respect to O ions is enhanced in those cases when ions with increased charge states $Q(\text{Fe})$ are present in the plasma of the CME emission (July 15-16, 2000). For the CME event, on the 26-27 August 2002, on the contrary, the values of the degree of ionization of the $Q(\text{Fe})$ ions, and, in fact, the lower, actually background values, and, accordingly, the Fe/O ratio does not show such amplification. It is likely that this testifies to the absence of more energetic flare plasma in the structure of the coronal ejection.

Consideration of temporal changes in parameters for all selected CMEs indicates their individual properties associated with the composition of the plasma in the ejection, which manifests itself in different values of the degree of ionization of $Q(\text{Fe})$, $Q(\text{O})$ ions, and their relative Fe/O content. In order to quantify the values of the parameters $Q(\text{Fe})$, Fe/O in each CME, their mean values were calculated over a six-hour interval during the period of increase in the time profiles of these indices.

One more feature in the CME emission structure was noticed. The region of turbulent compression, which is characterized by high values of the plasma parameters V , N_p , B , T , associated with the shock wave of the CME, as a rule, does not show the growth of the parameters $Q(\text{Fe})$, $Q(\text{O})$, Fe/O. This

indicates a weak efficiency of scattering of ions by Alfvén turbulence in this region (the turbulence of Alfvén waves exist behind the shock wave).

Table 1 shows the time of passage of all structural elements for the CMEs considered: the front of the shock wave, the region of turbulent compression (shell), and the actual ejection body. For the plasma of the considered emissions, in separate columns of the table, the electric field strength is E , the charge states of the iron ions are $Q(\text{Fe})$ and the iron ion content with respect to oxygen is Fe/O with error averaging.

Table 1 - The passage time of the structural elements of the CME and the values of the electric field parameters, the degree of ionization of iron ions and the ratio of Fe/O in the release plasma

№	Arrival of CME Shock	Shell End/Frontal part of CME body	CME End	E , mV/m	$Q(\text{Fe})$	Fe/O
1	04:20.08.11.1998	08:00.08.11.	23:31.08.11.	7.09 ± 0.16	13.18 ± 0.18	0.37 ± 0.05
2	14:17.15.07.2000	19:10.15.07.	14:30.16.07.	21.61 ± 6.89	16.80 ± 0.18	0.81 ± 0.17
3	18:19.11.08.2000	06:05.12.08.	05:05.13.08.	14.55 ± 1.19	14.92 ± 0.17	0.63 ± 0.04
4	00:14.31.03.2001	12:00.31.03.	02:00.02.04.	15.47 ± 2.14	15.58 ± 0.19	0.79 ± 0.13
5	23:57.17.04.2001	06:20.18.04.	07:20.19.04.	4.28 ± 1.53	10.35 ± 0.06	0.23 ± 0.02
6	04:28.28.04.2001	17:59.28.04.	04:48.02.05.	-	15.99 ± 0.11	0.88 ± 0.10
7	02:33.28.10.2001	11:00.28.10.	03:17.30.10.	5.92 ± 0.43	14.36 ± 0.89	0.40 ± 0.05
8	05:51.24.11.2001	15:47.24.11.	13:17.25.11.	5.38 ± 3.45	13.26 ± 0.32	0.53 ± 0.06
9	04:08.23.04.2002	07:11.24.04.	23:59.24.04.	0.44 ± 0.07	11.37 ± 0.07	0.18 ± 0.01
10	10:20.26.08.2002	14:23.26.08.	13:40.27.08.	2.46 ± 0.41	9.41 ± 0.07	0.27 ± 0.01
11	05:51.29.10.2003	11:16.29.10.	10:00.30.10.	-	16.31 ± 0.25	0.79 ± 0.15
12	16:00.30.10.2003	04:30.31.10.	23:00.02.11.	-	16.77 ± 0.20	1.20 ± 0.23
13	05:53.04.11.2003	14:00.04.11.	12:00.06.11.	0.87 ± 0.05	9.74 ± 0.07	0.16 ± 0.01
14	18:24.09.11.2004	20:38.09.11.	16:47.10.11.	15.80 ± 0.85	13.87 ± 0.18	0.64 ± 0.08
15	16:48.21.01.2005	23:45.21.01.	19:12.22.01.	1.75 ± 0.60	12.23 ± 0.28	0.21 ± 0.07
16	02:19.15.05.2005	04:17.15.05.	22:47.16.05.	22.51 ± 7.16	16.34 ± 0.19	0.89 ± 0.09
17	13:57.14.12.2006	22:36.14.12.	13:40.15.12.	12.43 ± 0.50	16.31 ± 0.10	0.51 ± 0.10

A comparison of the values of the degree of ionization of $Q(\text{Fe})$ ions and the relative content of iron ions to Fe/O oxygen in the CME plasma is shown in Fig. 2. At $Q(\text{Fe})$ less than 13, practically no Fe/O changes with $Q(\text{Fe})$ increase are observed. But for $Q(\text{Fe}) \geq 13$, the manifestation of the FIP effect is sharply increased, due to an increase in the relative content of Fe ions. This is probably due to the presence of flare plasma in the body of emissions.

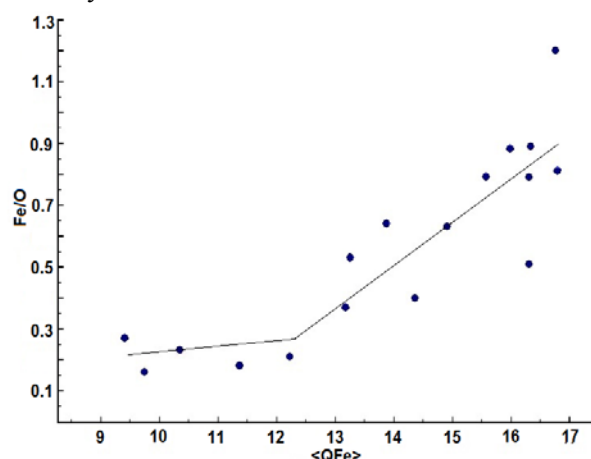


Figure 2 - Degree of Fe ionization versus Fe/O values for considered CME events.

The obtained result agrees well with the conclusions of Zurbuchen et al. [8], devoted to the study of the relative contents of various elements in the structures of a number of CMEs, where a tendency was established to enhance the effect of the FIP effect upon the growth of the charge state of Fe ions.

A special study was devoted to the identification in the CME structure of a correlation relationship between changes in the values of individual physical parameters V , B , N_p , E^- , T° K and Fe/O , $Q(Fe)$ values. Of all the parameters considered, the best correlation with changes in $Q(Fe)$ and Fe/O in the plasma of coronal discharges is shown by the values of the electric field strength E , which have a natural relationship with the electron density (Fig. 3).

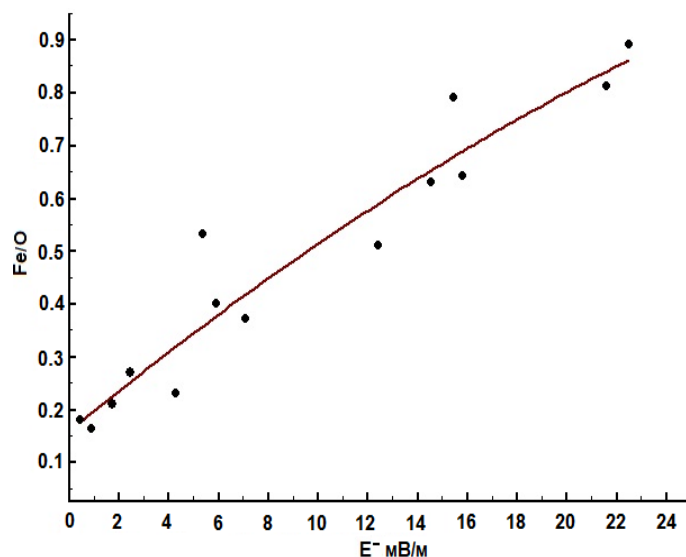


Figure 3 - The dependence of the electric field strength E^- mV/m on the relative content of iron and oxygen ions Fe/O from observations in the plasma of coronal mass ejections

Thus, the most probable reason for the enhancement of the values of $Q(Fe)$ and, respectively, of Fe/O , is the penetration into the body of the ejection of an energetic flare plasma significantly enriched by electrons in the initial phase of their joint development. Based on the observational data described in the Introduction, it can be concluded unambiguously that "composite hot" CME emissions are injected from the central parts of the active regions. It is there, at the tops of the loops, the accumulation of elements with a low potential of FIP. In the process of ejection and associated outbreaks, strong electric fields appear in this region, and hot and dense plasma is produced, with accelerated electrons. Naturally, multiply charged ions are strongly affected by electric fields, so the observed increase in the Fe/O ratio can be explained. As a result, the Fe/O ratio can be used as an indicator of the possible presence of flare plasma in the coronal ejection structure.

Acknowledgements

The authors are grateful to the teams of scientists who supervise the experiments on space vehicles ACE, WIND, SOHO and for providing observational data on the Internet.

The work is supported by the Targeted Financing Program BR05336383 of the Aerospace Committee of the MDAI of the Republic of Kazakhstan. The work of V.M.T. was performed with budgetary funding of Basic Research program II.16.

REFERENCES

- [1] Altyntsev A.T., Banin V.G., Kuklin, Tomozov V.M. Solar Flares. Moscow: Science, -1982. P.246.
- [2] Prist E.R., Forbes T. Magnetic reconnection. Magneto-hydrodynamic theory and applications. M.: Fizmatlit, 2005. P.591.
- [3] Somov B.V. Plasma Astrophys.: Reconnection and Flares // Springer: New York. 2013. P.504. DOI: 10.1016/S02731177(97)00968-X.
- [4] Laming J.M. A unified picture of the first ionization potential and inverse first ionization potential effects // Astrophys. J. 2004. V. 614. P. 1063–1072.
- [5] Laming J.M. The FIP and inverse FIP effects in solar and stellar coronae. Living reviews in Solar Physics. 2015. V. 12. P. 2.

- [6] Pottasch S.R. The lower solar corona: the abundance of iron. MNRAS, 1963. V. 125. P. 543.
- [7] Baker D., Brooks D.H., Demoulin P., Yardley S.L., van Driel-Gesztelyi L., Long D.M., Green L.M. FIP bias evolution in a decaying active region. Astrophys. J., 2015. V. 802. P. 104.
- [8] Zurbuchen T. H., Weberg M., von Steiger R., Mewaldt R. A., Lepri S. T., and Antiochos S. K. Composition of Coronal Mass Ejections // Astrophys. J., 2016. July 20. 826:10 (8pp),
- [9] Warren H.P. Measurements of absolute abundances in solar flares. Astrophys. J. Let. 2014. V. 786. L2.
- [10] Warren H.P., Brooks D.H., Doschek G.A., Feldman U. Transition region abundance measurements during impulsive heating events. Astrophys. J., 2016. V. 824, P. 56.
- [11] Reames D.V. Element abundances in solar energetic particles and the solar corona // Solar Phys. 2014. V. 289. P. 977-993.
- [12] Ermolaev Yu.I., Ermolaev M.Yu. Solar and interplanetary sources of geomagnetic storms: aspects of space weather // Geophysical processes and biosphere. 2009. Т.8. № 1. P. 5-35.
- [13] Minasyants G.S., Minasyants T.M., Tomozov V.M. The change in Fe/O ratio with the energy of ions in structures of Magnetic Clouds during the development of powerful geomagnetic storms // Selected problems of astronomy. Materials of the All-Russian Astronomical Conference. Irkutsk. 2016. P. 186-196.

Г. Минасянц¹, Т. Минасянц¹, В. Томозов²

¹В.Г. Фесенков атындағы Астрофизикалық институт, Обсерватория-23, Алматы, Қазақстан;
²Күн-Жер Физикасы институты, ул. Лермонтова 126-а, Иркутск, Россия

МАССАНЫҢ КОРОНАЛДЫ ШЫҒАРЫЛУЛАРЫНДА FIP-ЭСЕРДІҢ КӨРІНУІНІҢ ЕРЕКШЕЛІКТЕРІ

Аннотация. Массаның короналды шығаруларында FIP-эсердің көрінуінің ерекшеліктері зерттелді. Өңдеулер үшін иондар (0.5-100) кэВ/е энергиясы диапазонында ACE (SWICS аспабы) ғарыш аппараты бақылауларының мәліметтері пайдаланылды. Fe/O салыстырмалы құрамы мәнінен басқа темір және оттегінің Q(Fe), Q(O) иондарының иондану дәрежесін сипаттайтын көрсеткіш тартылды. Q(Fe) және Fe/O параметрлерінің мәнінің сандық бағалауы үшін бұл индекстердің уақытша бағыттарының артуы кезеңінде алты сағаттық интервалда олардың орташа мәні есептелді. Fe иондары зарядтары кезінде Q(Fe) және Fe/O мәндерін салыстыру Q(Fe) өсуімен Fe/O шамасының өзгеруі +13 –ден азырағы бақыланды. Бірақ Q(Fe) ≥ 13 кезінде Fe иондар құрамы салыстырмалы артуымен байланысты FIP-эсердің көрінуі кенет күшейеді. Күн тәжінде олардың бірлескен дамуы кезінде мүмкін шығарулар денесіне энергиялық жарқыл плазманың енуі нәтижесінде, Q(Fe) иондарының иондану дәрежесінің айтарлықтай артуы болады. Нәтижесінде индекс Fe/O индексін короналды шығарулары құрылымында жарқыл плазманың болу мүмкіндігімен индикатор ретінде пайдалануға болады.

Түйін сөздер: күн белсенділігі, массаның короналды шығарылуы, энергия спектрлері, FIP – эсер, Fe/O қатынасы.

УДК 523.62

Г. Минасянц¹, Т. Минасянц¹, В. Томозов²

¹Астрофизический институт им. В.Г. Фесенкова, Обсерватория-23, Алматы, Казахстан;
²Институт Солнечно-Земной Физики, ул. Лермонтова 126-а, Иркутск, Россия

ОСОБЕННОСТИ ПРОЯВЛЕНИЯ FIP-ЭФФЕКТА В КОРОНАЛЬНЫХ ВЫБРОСАХ МАССЫ

Аннотация. Изучены особенности проявления FIP-эффекта в корональных выбросах массы. Для обработки использовались данные наблюдений на космическом аппарате ACE (прибор SWICS) в диапазоне энергий ионов (0.5-100) кэВ/е. Кроме значений относительного содержания Fe/O был привлечен показатель, характеризующий степень ионизации ионов железа и кислорода Q(Fe), Q(O). Для количественной оценки значений параметров Q(Fe) и Fe/O были рассчитаны их средние значения в шестичасовом интервале в период повышения временных профилей этих индексов. Сопоставление значений Q(Fe) и Fe/O показало, что при зарядах ионов Fe, меньших +13 практически не наблюдается изменений величины Fe/O с ростом Q(Fe). Но при Q(Fe) ≥ 13 резко усиливается проявление FIP-эффекта, связанное с увеличением относительных содержаний ионов Fe. Вероятно, благодаря проникновению энергичной вспышечной плазмы в тело выбросов, при их совместном развитии в короне Солнца, происходит значительное увеличение степени ионизации ионов Q(Fe). В результате, индекс Fe/O можно использовать в качестве индикатора возможного присутствия вспышечной плазмы в структуре коронального выброса.

Ключевые слова: солнечная активность, корональные выбросы массы, спектры энергии, FIP – эффект, отношение Fe/O.

Information about authors:

Minasyants Gennady Sergeevich - Fesenkov Astrophysical Institute, Leading Researcher, gennadii_minasya@mail.ru;
 Minasyants Tamara Mihailovna - Fesenkov Astrophysical Institute, Senior Researcher, gennadii_minasya@mail.ru;
 Tomozov Vladimir Mihailovich - Institute Solar-Terrestrial Physics, Senior Researcher, tom@iszf.irk.ru.

МАЗМҰНЫ

<i>Медеубаев Н.Қ., Меңліхожаева С., Сейтмұратов А.Ж., Рамазанов М.И., Жарменова Б.К., Шамилов Т.</i> Қалыңдығы айнымалы болатын сырықтық жүйенің айналма тербелісінің жуық теңдеуінің қолдану аумағы (ағылшын тілінде).....	5
<i>Минасянц Г., Минасянц Т., Томозов В.</i> 2014 жылдың 28 ақпанындағы күн жарқылындағы гамма-сәулеленудің дамуының ерекшеліктері (ағылшын тілінде).....	15
<i>Қожахмет Б.Қ., Куликов Г.Г., Нурбакова Г.С.</i> ^{208}Pb негізінде нейтрон шағылдырғышын қолдану арқылы БН-600 шапшаң реактордың нейтрондық – физикалық сипаттамаларын жақсарту (ағылшын тілінде).....	22
<i>Минасянц Г., Минасянц Т., Томозов В.</i> Массаның короналды шығарылуларында FIP-әсердің көрінуінің ерекшеліктері (ағылшын тілінде).....	36
<i>Терещенко В. М.</i> Спектрофотометрлік стандарттар 8^m-10^m . 1. Аппаратура, әдістеме және алғашқы нәтижелер (ағылшын тілінде).....	42
<i>Исахов А., Абылкасымова А., Сақытбекова М.</i> Параллельді есептеу техникасының сәулелену кедергілерінің айналасында желдің ағынын үлгілеу үшін қолдану (ағылшын тілінде).....	48
<i>Асқарұлы Қ., Манабаев Н.К.</i> CVD әдісі арқылы галли нитридтен NWs – алудың технологиялық барысы (ағылшын тілінде).....	58
<i>Сейтмұратов А.Ж., Сейлова З.Т., Тілеубай С.Ш., Смаханова А.Қ., Серікбол М.С., Қанибайқызы Қ.</i> Цилиндірілік қабықшалардың шеттік тербеліс есебі үшін И.Г.Филипповтың математикалық шешу әдісін қолдану (ағылшын тілінде).....	66

* * *

<i>Терещенко В. М.</i> Спектрофотометрлік стандарттар 8^m-10^m . 1. Аппаратура, әдістеме және алғашқы нәтижелер (орыс тілінде).....	72
<i>Яковец А.Ф., Гордиенко Г.И., Жумабаев Б.Т., Литвинов Ю.Г.</i> Ионосфераның F2-қабатының ұйытқуларының екі түрінің амплитудасының биіктік профилдерін салыстыру (орыс тілінде).....	79

СОДЕРЖАНИЕ

<i>Медеубаев Н.К., Менлихожаева С., Сейтмуратов А.Ж., Рамазанов М.И., Жарменова Б.К., Шамилов Т.</i> Область применимости приближённых уравнений стержневых систем переменной толщины (на английском языке).....	5
<i>Минасянц Г., Минасянц Т., Томозов В.</i> Особенности развития гамма-излучения в солнечной вспышке 25 февраля 2014 года (на английском языке).....	15
<i>Кожжахмет Б.К., Куликов Г.Г., Нурбакова Г.С.</i> Улучшение нейтронно – физических характеристик быстрого реактора БН – 600 путем использования отражателя нейтронов на основе ^{208}Pb (на английском языке).....	22
<i>Минасянц Г., Минасянц Т., Томозов В.</i> Особенности проявления FIP-эффекта в корональных выбросах массы (на английском языке).....	36
<i>Тереценко В. М.</i> Спектрофотометрические стандарты 8^m-10^m . 1. Аппаратура, методика и первые результаты (на английском языке).....	42
<i>Исахов А., Абылкасымова А., Сақытбекова М.</i> Применение технологий параллельных вычислений для моделирования ветрового потока вокруг архитектурных препятствий с вертикальными силами плавучести (на английском языке).....	48
<i>Асқарулы Қ., Манабаев Н.К.</i> Технологические процессы получения NWs из нитрида галлия CVD методом (на английском языке).....	58
<i>Сейтмуратов А.Ж., Сейлова З.Т., Тилеубай С.Ш., Смаханова А.К., Серікбол М.С., Қанибайқызы Қ.</i> Применение математического метода И.Г.Филиппова при решении краевых задач колебания цилиндрических оболочек (на английском языке).....	66

* * *

<i>Тереценко В. М.</i> Спектрофотометрические стандарты 8^m-10^m . 1. Аппаратура, методика и первые результаты (на русском языке).....	72
<i>Яковец А.Ф., Гордиенко Г.И., Жумабаев Б.Т., Литвинов Ю.Г.</i> Сравнение высотных профилей амплитуд двух типов возмущений F2- слоя ионосферы (на русском языке).....	79

CONTENTS

<i>Medeubaev N., Menlikozhaeva S., Seitmuratov A., Ramazanov M., Zharmenova B., Shamilov T.</i> Area of applicability of approximate equations of vibrations of rod systems of variable thickness (in English).....	5
<i>Minasyants G.S., Minasyants T.M., Tomozov V.M.</i> Features of the development of gamma-rays in a solar flare February 25 2014 (in English).....	15
<i>Kozhakhmet B.K., Kulikov G.G., Nurbakova G.S.</i> Improvement of neutron-physical characteristics of BN-600 fast reactor by using ^{208}Pb based neutron reflector (in English).....	22
<i>Minasyants G.S., Minasyants T.M., Tomozov V.M.</i> FIP effect manifestation features in coronal mass ejections (in English).....	36
<i>Tereschenko V. M.</i> Spectrophotometric standards 8^{m} - 10^{m} . 1. Equipment, methods and first results (in English).....	42
<i>Issakhov A., Abylkassymova A., Sakypbekova M.</i> Applications of parallel computing technologies for modeling of the wind flow around the architectural obstacles with the vertical buoyancy forces (in English).....	48
<i>Askaruly K., Manabayev N.K.</i> Technological processes for the production of nws from gallium nitride (GaN) BY CVD method (in English).....	58
<i>Seitmuratov A., Seylova Z., Tileubay S., Smakhanova A., Serikbol M., Kanibaikyzy K.</i> The USE of a mathematical method of i. g. filippova in the solution of boundary value problems of vibrations of cylindrical shells (in English).....	66
* * *	
<i>Tereschenko V. M.</i> Spectrophotometric standards 8^{m} - 10^{m} . 1. Equipment, methods and first results (in Russian).....	72
<i>Yakovets A.F., Gordienko G.I., Zhumabayev B.T., Litvinov, Yu.G.</i> Comparison of altitude profiles of amplitude of two types of F 2- layer ionospheric disturbances (in Russian).....	79

**Publication Ethics and Publication Malpractice
in the journals of the National Academy of Sciences of the Republic of Kazakhstan**

For information on Ethics in publishing and Ethical guidelines for journal publication see <http://www.elsevier.com/publishingethics> and <http://www.elsevier.com/journal-authors/ethics>.

Submission of an article to the National Academy of Sciences of the Republic of Kazakhstan implies that the described work has not been published previously (except in the form of an abstract or as part of a published lecture or academic thesis or as an electronic preprint, see <http://www.elsevier.com/postingpolicy>), that it is not under consideration for publication elsewhere, that its publication is approved by all authors and tacitly or explicitly by the responsible authorities where the work was carried out, and that, if accepted, it will not be published elsewhere in the same form, in English or in any other language, including electronically without the written consent of the copyright-holder. In particular, translations into English of papers already published in another language are not accepted.

No other forms of scientific misconduct are allowed, such as plagiarism, falsification, fraudulent data, incorrect interpretation of other works, incorrect citations, etc. The National Academy of Sciences of the Republic of Kazakhstan follows the Code of Conduct of the Committee on Publication Ethics (COPE), and follows the COPE Flowcharts for Resolving Cases of Suspected Misconduct (http://publicationethics.org/files/u2/New_Code.pdf). To verify originality, your article may be checked by the Cross Check originality detection service <http://www.elsevier.com/editors/plagdetect>.

The authors are obliged to participate in peer review process and be ready to provide corrections, clarifications, retractions and apologies when needed. All authors of a paper should have significantly contributed to the research.

The reviewers should provide objective judgments and should point out relevant published works which are not yet cited. Reviewed articles should be treated confidentially. The reviewers will be chosen in such a way that there is no conflict of interests with respect to the research, the authors and/or the research funders.

The editors have complete responsibility and authority to reject or accept a paper, and they will only accept a paper when reasonably certain. They will preserve anonymity of reviewers and promote publication of corrections, clarifications, retractions and apologies when needed. The acceptance of a paper automatically implies the copyright transfer to the National Academy of Sciences of the Republic of Kazakhstan.

The Editorial Board of the National Academy of Sciences of the Republic of Kazakhstan will monitor and safeguard publishing ethics.

Правила оформления статьи для публикации в журнале смотреть на сайтах:

www.nauka-nanrk.kz

<http://www.physics-mathematics.kz>

ISSN 2518-1726 (Online), ISSN 1991-346X (Print)

Редакторы *М. С. Ахметова, Т. А. Апендиев, Д. С. Аленов*
Верстка на компьютере *А. М. Кульгинбаевой*

Подписано в печать 08.06.2018.
Формат 60x881/8. Бумага офсетная. Печать – ризограф.
5,5 п.л. Тираж 300. Заказ 4.

Национальная академия наук РК
050010, Алматы, ул. Шевченко, 28, т. 272-13-18, 272-13-19